



Archdiocese
of Toronto

THE 2023 FINANCIAL REPORT
OF THE ARCHDIOCESE OF TORONTO



ARCHDIOCESE IN ACTION

The Gospel is mobile. Ships, farms, universities, and prisons are some of the places to which we bring the Word of God. We are grateful to Catholics across the Archdiocese who have shared their time, diverse talents and resources to build a vibrant faith community. Below you will find details on how these gifts were put into action by the Archdiocese along with notes to elaborate on the statements. Please contact the Accounting & Finance Office at 416-934-0606 if you would like to review the combined financial statements as audited by PricewaterhouseCoopers LLP.

We thank all of our parishioners for helping us make the presence of Christ known throughout our community and across the world.

DIOCESAN BALANCE SHEET AS AT DECEMBER 31, 2023 AND 2022

	Assets*		Liabilities and Reserves*	
	2023	2022	2023	2022
Cash:				
On hand	\$ 8,584,962	\$ 21,042,140		
Short-term deposits	30,695,460	9,494,660		
Collateral for parish bank loans	8,758,769	10,907,235		
	<u>48,039,191</u>	<u>41,444,035</u>		
Investments	38,885,775	34,647,097		
Loans, receivables, prepayments	258,639,877	264,296,501		
Properties	67,568,668	61,835,326		
Less: Amount expensed to general reserve	<u>(67,568,667)</u>	<u>(61,835,325)</u>		
	1	1		
Special diocesan collections pending disbursement	2,834,819	2,392,266		
Total assets	<u>\$ 348,399,663</u>	<u>\$ 342,779,900</u>		
Loans & payables			\$ 284,951,894	\$ 270,413,030
Deferred revenue			2,231,900	2,021,181
Total liabilities			<u>287,183,794</u>	<u>272,434,211</u>
Reserves:				
Parish bank loan guarantee			8,758,769	10,907,235
Discretionary funds and other			897,699	811,489
General reserves			48,724,582	56,234,699
Total reserves			<u>58,381,050</u>	<u>67,953,423</u>
Special diocesan collections pending disbursement			2,834,819	2,392,266
Total liabilities & reserves			<u>\$ 348,399,663</u>	<u>\$ 342,779,900</u>

* Amounts do not include assets, liabilities and reserves of parishes or other affiliated organizations within the Archdiocese of Toronto.

Assets

Cash: \$8.8 million of the \$48.0 million is collateral held by the bank for loans extended to parishes for construction and restoration work. Therefore, these funds are restricted from being used for other purposes.

Investments: \$38.9 million represents stocks and bonds reported at fair value. The income earned on investments is used to finance several of our ministries.

Loans, receivables, prepayments: Property loans to parishes account for \$224.5 million of the \$258.6 million reported, with the remainder being trade receivables, prepayments and accrued income.

Properties: \$67.6 million includes diocesan properties as well as land held for future parish sites.

Special Diocesan Collections: This \$2.8 million represents the remnant of special collections awaiting distribution at year-end. These are designated funds and are restricted from being used for any other purpose.

Liabilities

Loans & payables: The \$285.0 million has a few components. Namely, \$120.8 million of it represents building funds that parishes have deposited with the Archdiocese for future capital requirements, \$63.4 million are loans for capital projects, \$81.1 million represents trade payables, and \$19.7 million are designated diocesan funds.


Deferred revenue: The \$2.2 million represents pledges for the Family of Faith Capital Campaign.

Special diocesan collections: : \$2.8 million in liabilities represent the remaining balance of special collections awaiting distribution as described above.

Reserves

Parish bank loan guarantee: \$8.8 million represents collateral for bank loans to finance parishes' capital expenditures.

General Reserve: The \$48.7 million is the accumulation of the diocese's net revenues and net losses over the years. The general reserve enables us to continue supporting the hundreds of parishes serving our 2 million Catholics through periods of financial hardship.



**DIOCESAN REVENUE, EXPENDITURES, AND GENERAL RESERVE
FOR THE YEARS ENDED DECEMBER 31, 2023 AND 2022**

	2023	2022
Revenue		
Parish assessment	\$ 13,037,739	\$ 11,643,441
Contributions, grants, other income	12,932,056	17,869,778
Investment income, interest, rents	3,872,073	1,967,904
Family of Faith Campaign	1,437,185	1,308,078
Donations and bequests	947,789	338,134
Gain on sale of properties	2,234,922	14,315
Total Revenue	34,461,764	33,141,650
Expenditures		
Pastoral services*	9,099,963	9,460,332
Chancery office*	8,272,591	7,099,312
Subsidies and assessments*	3,630,534	3,893,572
Office of Clergy & Chaplaincy*	2,842,919	2,565,981
Interest on borrowings	4,361,678	2,804,328
Family of Faith: Pastoral Plan Priorities	1,362,086	1,265,197
St Augustine's Seminary	1,049,161	1,066,327
Grants and donations	9,689,451	4,258,446
Family of Faith: Campaign Costs	77,684	120,008
Regional Bishops' offices	847,549	810,350
Maintenance of properties	95,340	140,349
Total Expenditures	41,328,956	33,484,202
Net revenue (deficit)	(6,867,192)	(342,552)
Plus: Change in fair value of investments	2,941,951	(4,037,634)
Excess (deficiency) for year	(3,925,241)	(4,380,186)
Plus: General reserve, beginning of year	56,234,699	51,703,616
Discretionary reserve	-	9,415,262
Additions to (withdrawals from) general reserve:		
Parish bank loan guarantee	2,148,466	6,176,734
Property additions & restorations	(5,733,342)	(6,680,727)
General reserve, end of year	\$ 48,724,582	\$ 56,234,699

* Please see Statement of Diocesan Expenditures for details.



**STATEMENT OF DIOCESAN EXPENDITURES
FOR THE YEARS ENDED DECEMBER 31, 2023 AND 2022**

	2023	2022
Pastoral Services		
Faith formation initiatives	\$ 1,936,380	\$ 1,954,517
University chaplaincies	1,175,620	1,043,126
Hospital chaplaincies	1,126,658	1,031,026
Office of Public Relations and Communications	757,650	587,643
Office of the Judicial Vicar	718,408	729,612
Office of Catholic Youth	644,403	968,464
Office for Refugees	550,813	587,258
Office of Development	483,360	529,828
Outreach programs	371,564	402,856
Office of Planning, Properties, and Housing	333,367	344,693
Archives	321,383	286,433
Office of Vocations	301,944	298,377
Office of the Permanent Diaconate	247,680	464,662
Stewardship and Parish Vitality	134,507	156,917
Volunteer Screening Initiative	130,902	112,371
Group Procurement Program	(134,676)	(37,451)
	<u>\$ 9,099,963</u>	<u>\$ 9,460,332</u>
	1	1
Chancery Office		
Salaries and benefits	\$ 4,043,717	\$ 3,622,732
Office and travel	2,676,601	1,723,851
Professional fees	862,525	980,209
Occupancy costs	656,552	761,086
Liturgical celebrations	33,196	11,434
	<u>\$ 8,272,591</u>	<u>\$ 7,099,312</u>
	1	1
Subsidies and Assessments		
Matrimonial Tribunal	\$ 2,348,710	\$ 2,211,613
Other subsidies and donations	1,005,493	1,210,833
Canadian Conference of Catholic Bishops	130,253	121,215
Assembly of Catholic Bishops of Ontario	146,078	349,911
	<u>\$ 3,630,534</u>	<u>\$ 3,893,572</u>
Office of Clergy & Chaplaincy		
Education, sabbatical, other	\$ 2,255,594	\$ 2,143,102
Administration	587,325	422,879
	<u>\$ 2,842,919</u>	<u>\$ 2,565,981</u>

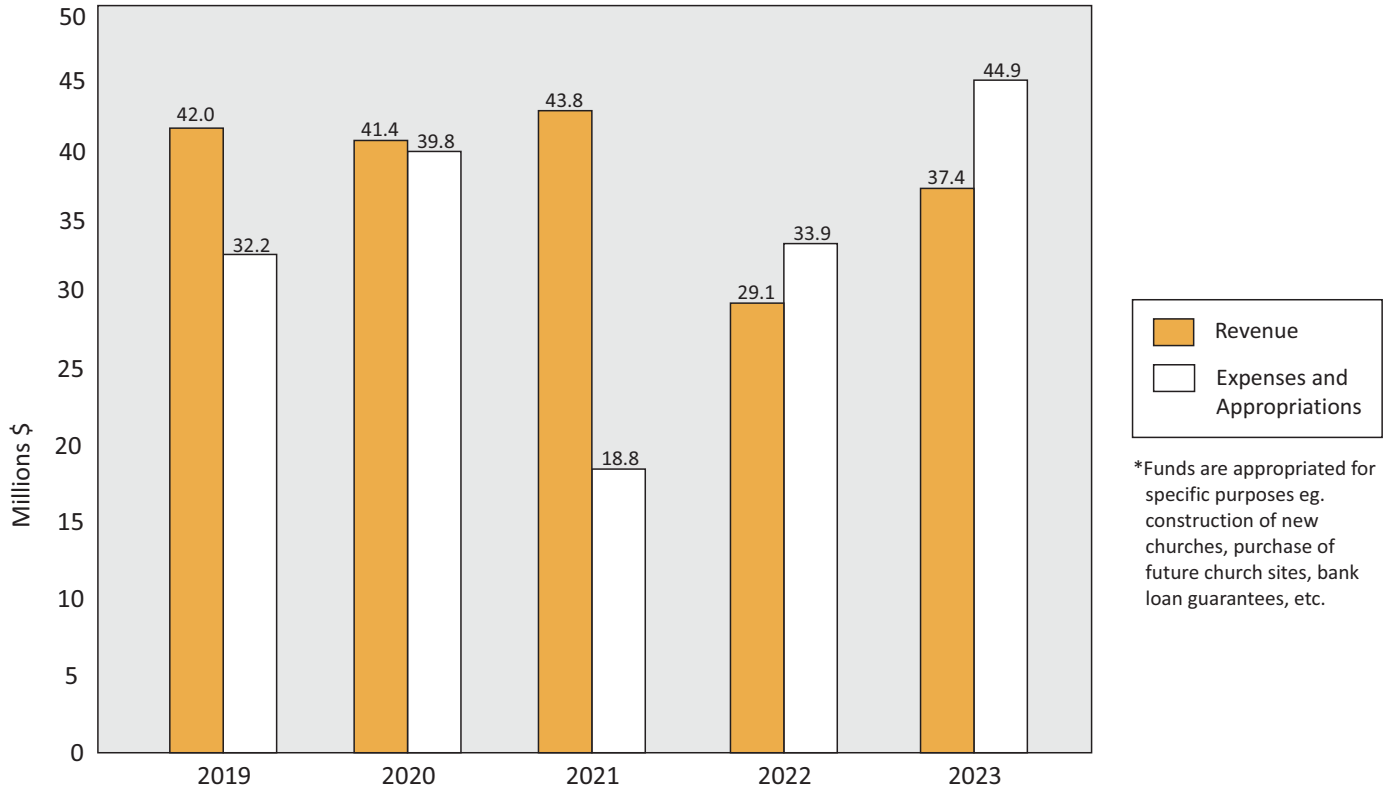


**PARISH REVENUES, EXPENDITURES AND RESERVES
FOR THE YEARS ENDED DECEMBER 31, 2023 AND 2022**

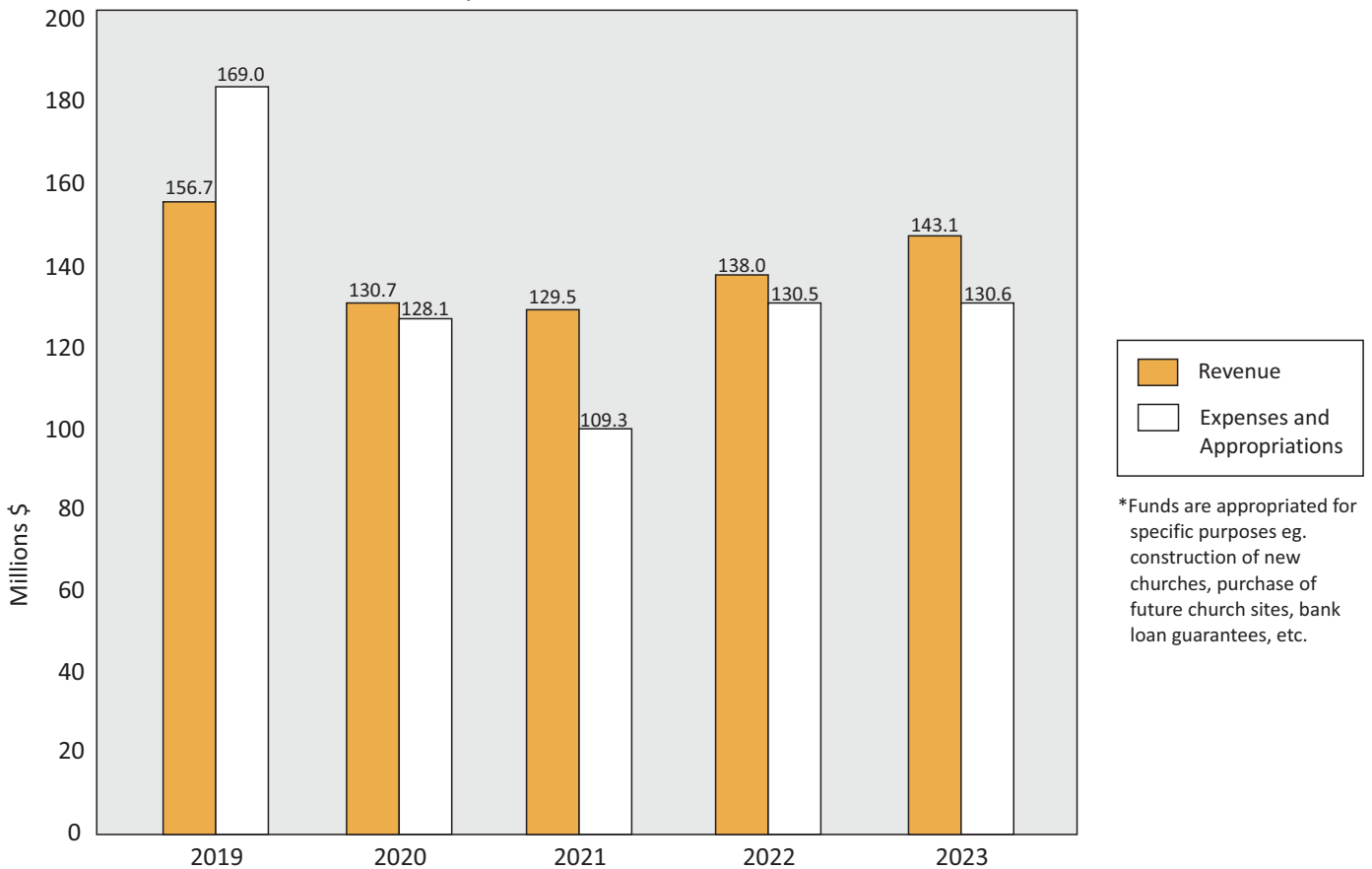
	2023	2022
Revenue		
Church receipts (includes offertory, bequests and hall revenue)	\$ 84,524,246	\$ 77,500,549
Parish programs & specified donations (includes building fund)	49,518,356	44,829,869
Investment income, interest, rents	4,827,385	3,264,242
Gain on sale - Properties	4,338,246	694,272
Special diocesan collections (dedicated funds, includes humanitarian aid)	13,551,038	12,131,586
Total Revenue	156,759,271	138,420,518
Expenditures		
Church expenses (e.g. salaries, supplies, utilities, music)	75,809,874	70,371,621
Parish programs, catechism & events	14,547,204	12,764,390
Diocesan & Shepherds' Trust assessments	16,258,820	14,819,396
Rectory expenses	5,295,570	5,170,944
Furnishing	2,422,791	2,298,707
Interest on borrowings	348,548	348,601
Special diocesan collections disbursed	13,459,271	12,118,960
Total Expenditures	128,142,078	117,892,619
Excess of revenue over expenditures	28,617,193	20,527,899
Less: Expenditures on properties	14,994,397	12,695,918
Excess (deficiency) for the year	13,622,796	7,831,981
Plus: Reserves, beginning of year	(81,292,582)	(89,124,563)
Reserves, end of year	\$ (67,669,786)	\$ (81,292,582)

Please note that this statement reflects the combined financial activity of all diocesan-owned parishes and missions.

DIOCESAN REVENUES, EXPENSES AND APPROPRIATIONS*



PARISH REVENUES, EXPENSES AND APPROPRIATIONS*





SUMMARY OF THE 2023 FINANCIAL STATEMENTS

Diocesan Revenue & Expenditures

¹ The Archdiocese is financed by a portion of parishes' income ('Parish Assessment'), as well as donations and earnings on investments. These funds are then used to provide programs on a diocesan-wide level such as hospital & university chaplaincies, faith formation programs, and dedicated refugee resettlement workers.

The Catholic Church continues to working diligently to foster healing and reconciliation with Indigenous groups across Canada. In partnership with the Indigenous Reconciliation Fund, the Archdiocese of Toronto and other dioceses across the country are raising funds through special collections to be distributed to various Indigenous groups and organizations.

Family of Faith Capital Campaign

The Archdiocese of Toronto embarked on a capital campaign to raise funds to strengthen our Catholic family by investing in programs for youth, catechism, vocations, evangelization, social justice, as well as building new and restoring existing churches.

In 2023, a total of \$0.2 million was received from the campaign outreach made to parishes. \$1.4 million of the campaign reserve fund was recognized in revenue to offset the costs incurred to run the campaign as well as specific campaign distributions that were made towards objectives of the **Pastoral Plan**. There continues to be a balance of Family of Faith funds held on reserve for parishes to use towards restoration and capital projects. As at December 31, 2023, the campaign received total funds of \$145.7 million.

Final pledges from the campaign are being processed as the program winds up.

Parish Revenue & Expenditures

In 2023, parish revenues increased by \$14.7 million compared to the previous year (2023 - \$156.8 million, 2022 - \$138.4 million) as parishioners resumed attendance at in-person masses and parish gatherings. There was also a corresponding uptick in parish expenses of \$10.2 million (2023 - \$128.1 million, 2022 - \$117.9 million) related to increased usage of parish facilities. When net capital expenditures of \$15.0 million for parish restoration and new parish construction are factored in, we have a surplus of \$13.6 million for the year 2023.

Parish Deposits with the Archdiocese

All buildings require upkeep and attention, including the House of God. It is the place in which we gather and from which we go out bearing the Good News. Parishes do their best to raise funds for future building and operational needs which they keep on reserve with the diocese until the need arises or they are able to proceed with a project. At December 31, 2023, 158 parishes maintained a reserve of \$98.8 million with the diocese (2022 - 156 parishes, \$86.8 million). These funds are also used in the interim to assist other parishes in need of financing for current capital projects. An additional \$22.0 million in Family of Faith funds was held on reserve for 192 parishes (2022 - 222 parishes, \$23.9 million).

Parish Debt

The Archdiocese has extended the following loans to parishes to help them address their pressing capital needs where they had a shortfall in building funds:

Bank loans to 25 parishes totalled \$8.8 million at year-end (2022 - 42 parishes; total: \$10.9 million). These loans are for the restoration or construction of parish properties and are backed by cash collateral from the Archdiocese, as noted on our balance sheet.

At year-end, property loans by the diocese to 58 parishes amounted to \$224.5 million (2022 - 63 parishes, total: \$226.8 million). These loans were extended for the purchase of parish land sites, restoration of parish property, and to assist in the construction of new churches.

Capital Expenditures

The Church takes care to provide both parishioners and visitors with welcoming, inspiring places to encounter the Lord and worship Him together. In 2023, \$15.6 million was incurred among 115 parishes in restoration projects and the construction of new churches.

Special Diocesan Collections

Parishioners generously contributed \$14.2 million towards the annual parish ShareLife appeal which supports such vital work as that done by Catholic Charities, St. Augustine's Seminary, the Office for Refugees, the Office of Catholic Youth, and mission churches in developing countries.

Parishioners also responded to the following needs identified by the diocese:

Humanitarian Relief	\$1,435,582
The Shepherds' Trust *	\$819,259
Co-operative Mission Plan	\$245
Holy Land	\$833,192
Propagation of the Faith	\$438,886
Marygrove Camp	\$354,806
Canadian Missions	\$399,705
Papal Charities	\$388,167
Needs of the Canadian Church	\$487,581
Healing and Reconciliation	\$612,615

*We also received and transferred \$269,611 to Religious Orders whose priests serve some of our parishes.

Archdiocesan Finance Council

His Grace, Archbishop Francis Leo, is joined by the following professionals who volunteer on our Finance Council to ensure that your funds are spent in an optimal and responsible way:

Mr. John Mulhall (Chancellor, Temporal Affairs), Mr. Michael Schuck (Controller), Mr. Robert Chisholm, Mr. Celeste Iacobelli, Ms. Colleen Johnston, Mr. Edward Sorbara, Mr. Tom Woods

Thank You

None of the above would have been achieved without the grace of God and the active participation of our parishioners who have been generous with their time, talents and resources. They have built not only a vibrant Archdiocese here but have reached out to make the light of Christ known across the world. We are most thankful to and celebrate our parishioners for serving their neighbours, both near and far.



Archdiocese
of Toronto

www.archtoronto.org

f x @ archtoronto