



# The 2013 Financial Report of the Archdiocese of Toronto



# 2013

ARCHDIOCESE OF TORONTO



## DID YOU KNOW?

1/5 OF OUR PARISHES ARE DEDICATED TO MARY.

## TOTUS TUUS

2,300 YOUTH  
24 MISSIONARIES  
30 PARISHES



### LOVE THY NEIGHBOUR



## \$1.878M

RAISED FOR  
REFUGEE SPONSORSHIP,  
ST. VINCENT DE PAUL,  
SOCIAL MINISTRY,  
OUT OF THE COLD

## \$2.724M

RAISED FOR  
HUMANITARIAN AID

## 388

AVERAGE  
NUMBER OF  
MONTHLY  
HOSPITAL VISITS  
PER PRIEST  
CHAPLAIN

## 15

FULL-TIME  
PRIEST  
HOSPITAL  
CHAPLAINS

## NUMBER OF SUNDAY MASSES EACH WEEK:


# 971

## OFFICE OF FORMATION FOR DISCIPLESHIP



RAN 50  
PROGRAMS

FOR 5,500  
PARTICIPANTS



## PASTORAL MISSION FUND

## \$910K DISTRIBUTED

## 262 PROJECTS IN 25 DEVELOPING COUNTRIES FOR

MOTORBIKES TO REACH REMOTE  
CHURCHES, CATECHIST AND YOUTH  
FORMATION, GOATS AND POULTRY FOR  
SELF-RELIANT FARMING, SEWING  
MACHINES TO BUILD JOB SKILLS,  
CLEAN WATER SYSTEMS

## ANNIVERSARIES

ST. CLARE'S  
PARISH  
TORONTO



ROSALIE  
HALL



CATHOLIC  
CHARITIES



ST.  
AUGUSTINE'S  
SEMINARY



CARMELITE  
SISTERS  
ARRIVE IN  
TORONTO

ST.  
MICHAEL'S  
CHOIR  
SCHOOL



QUEEN OF  
APOSTLES  
RENEWAL  
CENTRE



GOOD  
SHEPHERD  
REFUGE

- 100TH ANNIVERSARY
- 75TH ANNIVERSARY
- 50TH ANNIVERSARY

## SACRAMENTS

BAPTISMS: 15,523  
FIRST COMMUNION: 16,239  
CONFIRMATIONS: 15,980  
FULL COMMUNION: 2,486  
WEDDINGS: 2,977

295 REFUGEES ARRIVED &  
RESETTLED BY 80  
PARISHES

11 MISSION TRIPS TO  
REFUGEE CAMPS IN  
AFRICA AND THE MIDDLE  
EAST

245 NEW REFUGEE  
SPONSORSHIP  
APPLICATIONS SUBMITTED

# 3

CCO  
MISSIONARIES  
NOW ON  
CAMPUS



## LAUNCH OF THE PASTORAL PLAN



1 NEW PARISH BLESSED  
1 NEW PARISH ESTABLISHED



2,040 INTERNATIONAL SHIP  
CREWMEN MINISTERED TO  
POST-VOYAGE



## ARCHDIOCESE IN ACTION

The Gospel is mobile. Ships, farms, universities, and prisons are some of the places to which we bring the Word of God. We are grateful to Catholics across the Archdiocese who have shared their time, diverse talents and resources to build a vibrant faith community. Below you will find details on how these gifts were put into action by the Archdiocese along with notes to elaborate on the statements. Please contact the Accounting & Finance Office at 416-934-0606 if you would like to review the combined financial statements as audited by PricewaterhouseCoopers LLP.

We thank all of our parishioners for helping us make the presence of Christ known throughout our community and across the world.



## DIOCESAN BALANCE SHEET AS AT DECEMBER 31, 2013 AND 2012

|  | Assets*              |                      |  | Liabilities and Reserves* |                      |
|--|----------------------|----------------------|--|---------------------------|----------------------|
|  | 2013                 | 2012                 |  | 2013                      | 2012                 |
| Cash:  |                      |                      | Loans and payables                                   | <b>\$91,749,169</b>       | \$72,593,890         |
| On hand  | <b>\$1,203,107</b>   | \$804,052            | Deferred revenue                                     | <b>9,572,821</b>          | 788,053              |
| Collateral for parish bank loans                     | <b>27,160,724</b>    | 27,412,218           | Reserves   |                           |                      |
|  | <b>28,363,831</b>    | 28,216,270           | Parish bank loan guarantee                           | <b>27,160,724</b>         | 27,412,218           |
| Investments  | <b>59,360,240</b>    | 47,262,053           | Discretionary funds and other                        | <b>9,749,864</b>          | 9,696,920            |
| Loans, receivables, prepayments                      | <b>66,298,828</b>    | 49,542,740           | General reserves                                     | <b>15,790,322</b>         | 14,529,983           |
| Properties   | <b>34,568,082</b>    | 29,790,330           | Total reserves                                       | <b>52,700,910</b>         | 51,639,121           |
| Less: Amount expensed to<br>general reserve          | <b>(34,568,081)</b>  | (29,790,329)         |  |                           |                      |
|  | <b>1</b>             | <b>1</b>             |  |                           |                      |
| Special diocesan collections<br>pending disbursement | <b>2,833,271</b>     | 1,763,860            | Special diocesan collections<br>pending disbursement | <b>2,833,271</b>          | 1,763,860            |
| <b>Total assets</b>                                  | <b>\$156,856,171</b> | <b>\$126,784,924</b> | <b>Total liabilities and reserves</b>                | <b>\$156,856,171</b>      | <b>\$126,784,924</b> |

\* Amounts do not include assets, liabilities and reserves of parishes or other affiliated organizations within the Archdiocese of Toronto.

## NOTES TO THE DIOCESAN BALANCE SHEET

### Assets

Cash: \$27.1 million of the \$28.3 million is collateral held by the bank for loans extended to parishes for construction and restoration work. These funds are therefore restricted from being used for other purposes.

Investments: \$59.3 million represents stocks, bonds and bankers' acceptances reported at fair value. The income earned on investments is used to finance several of our ministries.

Loans, receivables, prepayments: Property loans to parishes account for \$54.5 million of the \$66.2 million figure, with the remainder being trade receivables, prepayments and accrued income.

Properties: \$34.5 million includes diocesan properties as well as land held for future parish sites.

Special Diocesan Collections: This \$2.8 million represents special collections awaiting distribution at year-end e.g., Needs of the Canadian Church, Co-operative Mission Plan, etc. As they are designated funds, they are restricted from being used for any other purpose.

### Liabilities

Loans & payables: \$63.0 million of the \$91.7 million figure represents building funds that parishes have deposited with the Archdiocese for future capital requirements. \$12.5 million represents trade payables while \$14.0 million is a loan for working capital needs.

Deferred revenue: Includes \$5.6 million pledged for the Family of Faith Capital Campaign as well as contributions from Catholic Cemeteries for future needs of the Archdiocese.

### Reserves

Parish bank loan guarantee: \$27.1 million represents restricted funds set aside as collateral for bank loans to finance parishes' capital expenditures.

Discretionary funds and other: \$9.7 million constitutes funds set aside to meet special needs of the diocese e.g., purchase of future church sites.

General Reserve: The \$15.7 million is the accumulation of the diocese's net revenues and net losses over the years.

Special diocesan collections: \$2.8 million in liabilities represent the remnant of special collections awaiting distribution as described above.



## DIOCESAN REVENUE, EXPENDITURES, AND GENERAL RESERVE FOR THE YEARS ENDED DECEMBER 31, 2013 AND 2012

|  | 2013                       | 2012                       |
|--|----------------------------|----------------------------|
| <b>Revenue</b>                                   |                            |                            |
| Parish assessment                                | \$10,907,681               | \$10,620,228               |
| Contributions, grants, other income              | 3,794,265                  | 16,811,232                 |
| Investment income, interest, rents               | 4,763,336                  | 4,486,939                  |
| Donations and bequests                           | <u>621,973</u>             | <u>468,549</u>             |
| <b>Total Revenue</b>                             | <b>20,087,255</b>          | 32,386,948                 |
| <b>Expenditures</b>                              |                            |                            |
| Pastoral services <sup>1</sup>                   | 7,866,563                  | 7,280,370                  |
| Chancery office <sup>1</sup>                     | 4,254,970                  | 4,057,101                  |
| Subsidies and assessments <sup>1</sup>           | 2,608,392                  | 2,551,476                  |
| Office of Clergy & Chaplaincy <sup>1</sup>       | 1,833,916                  | 1,794,142                  |
| Interest on borrowings                           | 1,724,208                  | 1,466,540                  |
| Grants and donations                             | 1,481,347                  | 13,919,829                 |
| Regional Bishops' offices                        | 670,940                    | 546,841                    |
| Family of Faith Capital Campaign                 | 654,024                    | 0                          |
| Maintenance of properties, other                 | <u>242,728</u>             | <u>297,965</u>             |
| <b>Total Expenditures</b>                        | <b>21,337,088</b>          | 31,914,264                 |
| <b>Net revenue</b>                               | <b>(1,249,833)</b>         | 472,684                    |
| Plus: Change in fair value of investments        | <u>7,036,430</u>           | <u>1,905,634</u>           |
| <b>Excess (deficiency) for year</b>              | <b>5,786,597</b>           | 2,378,318                  |
| Plus: General reserve, beginning of year         | <b>14,529,983</b>          | 12,327,841                 |
| Additions to (withdrawals from) general reserve: |                            |                            |
| Parish bank loan guarantee                       | 251,494                    | 7,594                      |
| Property additions & restorations                | <u>(4,777,752)</u>         | <u>(183,770)</u>           |
| <b>General reserve, end of year</b>              | <b><u>\$15,790,322</u></b> | <b><u>\$14,529,983</u></b> |

<sup>1</sup> Please see Statement of Diocesan Expenditures for details.

## STATEMENT OF DIOCESAN EXPENDITURES FOR THE YEARS ENDED DECEMBER 31, 2013 AND 2012

|   | 2013               | 2012               |
|---|--------------------|--------------------|
| <b>Pastoral Services</b>                              |                    |                    |
| Hospital Chaplaincies                                 | \$1,012,185        | \$882,770          |
| Office of Formation for Discipleship                  | 922,740            | 952,132            |
| Office of Public Relations & Communications           | 557,791            | 492,582            |
| Office of Catholic Youth                              | 448,765            | 290,324            |
| Office of Development                                 | 406,035            | 306,538            |
| Office of the Judicial Vicar                          | 364,605            | 235,627            |
| Archives  | 343,549            | 289,493            |
| Office for Refugees                                   | 341,637            | 359,373            |
| Office for Vocations                                  | 321,171            | 330,385            |
| Television Ministry                                   | 272,326            | 296,923            |
| York University Chaplaincy                            | 263,056            | 233,573            |
| Inner City Apostolate                                 | 247,850            | 334,384            |
| Office of the Permanent Diaconate                     | 233,520            | 280,028            |
| Serra House   | 224,194            | 223,637            |
| Newman Centre - University of Toronto Campus          | 204,657            | 196,772            |
| Office for Marriage & Family Life                     | 168,180            | 164,880            |
| Volunteer Screening Initiative                        | 143,136            | 125,568            |
| Housing Ministry                                      | 139,919            | 132,801            |
| Office of Planning and Properties                     | 139,919            | 132,801            |
| Other Chaplaincies                                    | 128,985            | 154,514            |
| New Beginnings  | 120,276            | 116,986            |
| Ryerson University Chaplaincy                         | 108,765            | 90,480             |
| Ministry to the Deaf                                  | 106,121            | 131,034            |
| University of Toronto Chaplaincy - Mississauga Campus | 96,200             | 47,000             |
| Pastoral Mission                                      | 89,766             | 90,571             |
| Catechesis of the Good Shepherd                       | 87,191             | 78,221             |
| Airport Chaplaincy                                    | 72,482             | 61,498             |
| Immigrant Peoples' Ministries                         | 60,665             | 35,676             |
| Catholic Information Centre                           | 60,000             | 60,000             |
| Latin Mass Celebration                                | 47,372             | 38,493             |
| Oblate Mission  | 44,052             | 47,322             |
| Co-operative Mission Plan                             | 37,009             | 30,239             |
| Migrant Workers' Chaplaincy                           | 28,444             | 13,745             |
| Native Peoples' Ministry                              | 18,000             | 18,000             |
| Madonna House   | 6,000              | 6,000              |
|   | <u>\$7,866,563</u> | <u>\$7,280,370</u> |
| <b>Chancery Office</b>                                |                    |                    |
| Salaries and benefits                                 | \$2,402,103        | \$2,241,489        |
| Office and travel                                     | 823,657            | 699,850            |
| Professional fees                                     | 800,561            | 730,225            |
| Occupancy costs                                       | 167,111            | 115,060            |
| Liturgical celebrations                               | 61,538             | 270,477            |
|   | <u>\$4,254,970</u> | <u>\$4,057,101</u> |
| <b>Subsidies and Assessments</b>                      |                    |                    |
| Matrimonial Tribunal                                  | \$1,917,099        | \$1,890,400        |
| Other subsidies and donations                         | 462,291            | 380,387            |
| Assembly of Catholic Bishops of Ontario               | 229,002            | 224,917            |
| Canadian Conference of Catholic Bishops               | 0                  | 55,772             |
|   | <u>\$2,608,392</u> | <u>\$2,551,476</u> |
| <b>Office of Clergy &amp; Chaplaincy</b>              |                    |                    |
| Education, sabbatical, other                          | \$1,415,133        | \$1,406,929        |
| Administration  | 418,783            | 383,764            |
| Contribution to clergy health care                    | 0                  | 3,449              |
|   | <u>\$1,833,916</u> | <u>\$1,794,142</u> |



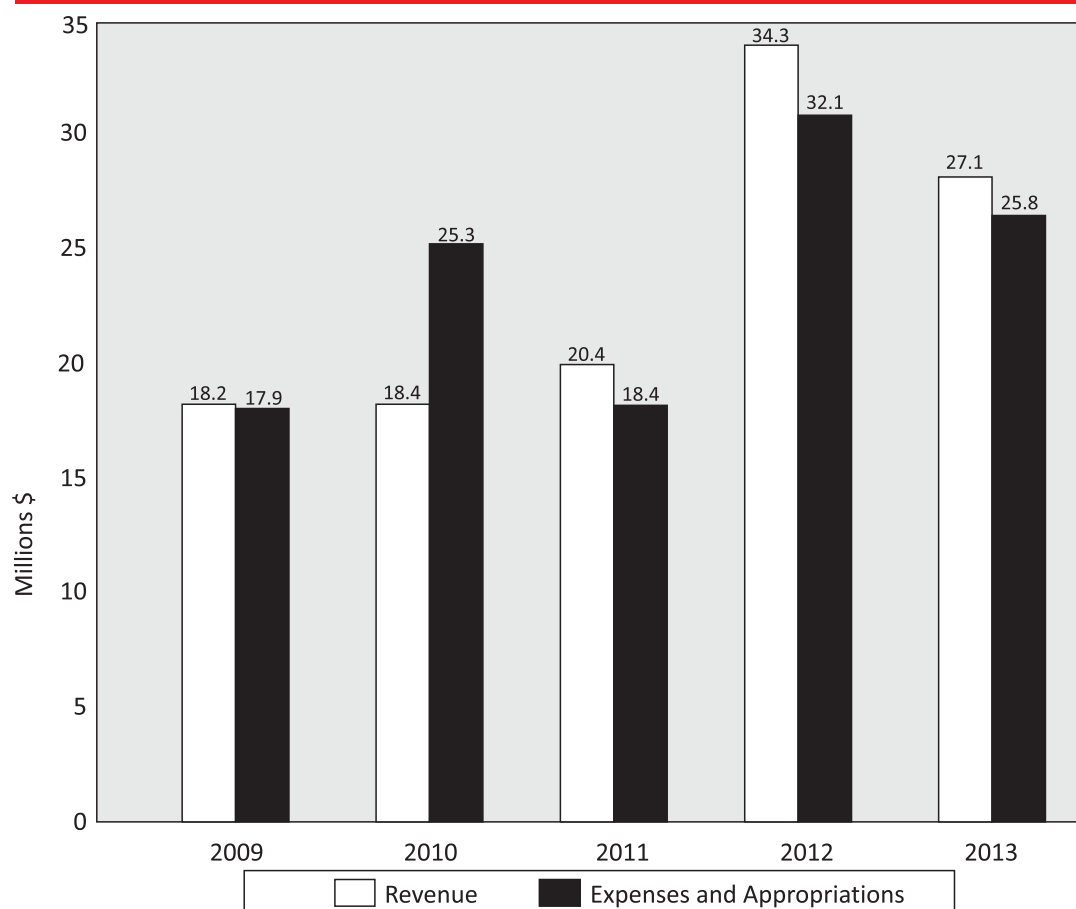
## PARISH REVENUES, EXPENDITURES AND RESERVES FOR THE YEARS ENDED DECEMBER 31, 2013 AND 2012

|   | 2013                       | 2012                |
|---|----------------------------|---------------------|
| <b>Revenue</b>  |                            |                     |
| Church receipts (includes offertory, bequests and hall revenue) | <b>\$78,517,246</b>        | \$78,380,351        |
| Parish programs & specified donations (includes building fund)  | <b>37,319,744</b>          | 49,052,691          |
| Investment income, interest, rents                              | <b>2,113,735</b>           | 1,906,202           |
| Special diocesan collections (dedicated funds)                  | <b><u>18,035,929</u></b>   | <u>15,853,058</u>   |
| <b>Total Revenue</b>  | <b>135,986,654</b>         | 145,192,302         |
| <br><b>Expenditures</b>   |                            |                     |
| Church expenses (e.g. salaries, supplies, utilities, music)     | <b>65,218,920</b>          | 63,480,818          |
| Diocesan & Shepherds' Trust assessments                         | <b>13,128,084</b>          | 12,434,033          |
| Parish programs and events                                      | <b>11,431,115</b>          | 10,155,838          |
| Rectory expenses  | <b>4,108,640</b>           | 4,054,903           |
| Furnishing  | <b>1,299,452</b>           | 1,143,859           |
| Interest on borrowings  | <b>1,035,406</b>           | 1,028,062           |
| Special diocesan collections disbursed                          | <b><u>17,905,922</u></b>   | <u>15,889,425</u>   |
| <b>Total Expenditures</b>                                       | <b>114,127,539</b>         | 108,186,938         |
| <br><b>Excess of revenue over expenditures</b>                  | <b>21,859,115</b>          | 37,005,364          |
| Less: Expenditures on properties                                | <b><u>31,867,650</u></b>   | <u>31,321,687</u>   |
| <b>Excess (deficiency) for the year</b>                         | <b>(10,008,535)</b>        | 5,683,677           |
| <br>Plus: Reserves, beginning of year                           | <b><u>21,200,705</u></b>   | <u>15,517,028</u>   |
| <b>Reserves, end of year</b>                                    | <b><u>\$11,192,170</u></b> | <u>\$21,200,705</u> |

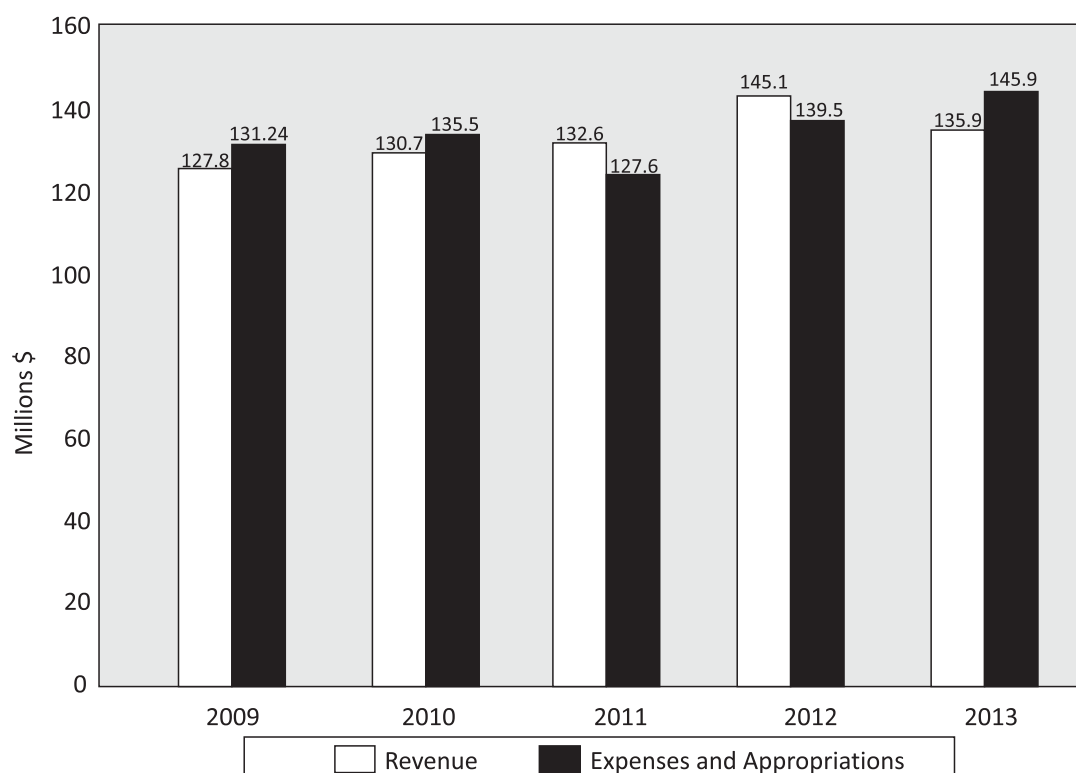
Please note that this statement reflects the combined financial activity of all diocesan-owned parishes and missions.

## HIGHLIGHTS FROM THE 2013 FINANCIAL STATEMENTS

### DIOCESAN REVENUES, EXPENSES AND APPROPRIATIONS\*



### PARISH REVENUES, EXPENSES AND APPROPRIATIONS\*



\*Funds are appropriated for specific purposes eg. construction of new churches, purchase of future church sites, bank loan guarantees, etc.

**We thank our parishioners whose generous support makes our faith community and ministry vibrant.**



## SUMMARY OF THE 2013 FINANCIAL STATEMENTS

### Diocesan Revenue & Expenditures

The Archdiocese is financed by a portion of parishes' income ('Parish Assessment'), as well as donations and earnings on capital investments. These funds are then used to provide programs on a diocesan-wide level such as hospital chaplaincies, formation programs, retreats and workshops, as well as dedicated refugee resettlement workers.

With an increase in pastoral services and chancery expenses, there was a net operating loss of \$1.2 million in 2013 before including the change in fair value of investments (compared to a \$472k net income in 2012). Please refer to details of program expenditures on page 6.

#### Family of Faith Capital Campaign

The Archdiocese of Toronto has embarked on a Capital Campaign to raise \$105 million to strengthen the Catholic Family. The funds to be raised in partnership with the parishes and Catholic leaders from the community will address priorities as identified in the Pastoral Plan.

Major elements are as follows:

- Strengthen faith (various entities, youth, leadership, and needs of parishes) – 50 million
- Strengthen foundations (restoration of St. Michael's Cathedral and historical churches as well as building new churches) - \$55 million.

In 2013, a campaign outreach to Catholic leaders was made followed by a pilot project of 10 parishes in early 2014. The initial campaign outreach raised a total of \$6.23 million during the year. Of that figure, \$654k was recognized in revenue to offset the costs incurred by the diocese to run the Campaign.

The Campaign is to continue over the next two years with funds to be received over the next five years.



## SUMMARY OF THE 2013 FINANCIAL STATEMENTS (cont.)

### Parish Revenue & Expenditures

Parish revenues of \$135 million reflect a decrease of \$9.2 million from 2012 due to a reduction in specified donations and grants. Operating expenses increased \$6 million, including a \$1.75 million increase in humanitarian aid funds mostly for Typhoon Haiyan emergency relief, \$300k increase in catechism, RCIA, and formation expenses, as well as a \$300k increase in repair expenses caused by the July rain storm.

### Capital Expenditures

The Church takes care to provide both parishioners and visitors with welcoming, inspiring places to encounter the Lord and worship Him together. In 2013, \$31.8 million was incurred for the construction of new churches and restoration projects involving 112 parishes. Proceeds of \$709k were received from the disposal of properties no longer required.

### Parish Deposits with the Archdiocese

All buildings require upkeep and attention including the House of God. It is the place in which we gather and from which we go out bearing the Good News. Parishes do their best to raise funds for future building and operational needs which they keep on reserve with the diocese until their need arises or they are able to proceed with a project. At December 31, 2013, 130 parishes maintained a reserve of \$63.0 million with the diocese (2012: 126 parishes, \$58.0 million). These funds are also used in the interim to assist other parishes in need of financing for current capital projects.



*Photo of St. Michael's Cathedral during restoration work.*

### Parish Debt

The Archdiocese has extended the following loans to parishes to help them address their pressing capital needs where they had a shortfall in building funds:

Bank loans to 55 parishes totalled \$26.8 million at year-end (2012 - 61 parishes; total: \$27.1 million). These loans are for the restoration or construction of parish properties and are backed by cash collateral from the Archdiocese, as noted on our balance sheet.

At year-end, property loans by the diocese to 44 parishes amounted to \$54.5 million (2012 - 42 parishes, total: \$39.7 million). These loans were extended for the purchase of parish land sites or restoration of parish property. The increase in the balance of these loans is due largely to the restoration of our Cathedral, one of the focuses of our Pastoral Plan.



## SUMMARY OF THE 2013 FINANCIAL STATEMENTS (cont.)

### Special Diocesan Collections

Parishioners generously contributed \$12.6 million towards the annual parish ShareLife appeal which supports vital work done by Catholic Charities, St. Augustine's Seminary, the Office for Refugees, the Office of Catholic Youth and helps mission churches in developing countries. In the same period, the corporate community contributed \$1.2 million to the ShareLife Corporate Appeal.

Parishioners also reached out to those affected by disasters around the world, raising \$2.7 million for relief towards Typhoon Haiyan, flooding in Alberta, Sahel region famine, as well as aid for Syria, Egypt, Pakistan, and Lampedusa, among others.



Parishioners also responded to the following needs identified by the diocese:

|                                     |              |
|-------------------------------------|--------------|
| The Shepherds' Trust                | \$1,197,331* |
| Co-operative Mission Plan           | \$852,527    |
| Holy Land                           | \$682,246    |
| Propagation of the Faith            | \$565,575    |
| Needs of the Canadian Church        | \$430,803    |
| Papal Charities                     | \$414,204    |
| Marygrove Camp                      | \$386,978    |
| Scarborough Foreign Mission Society | \$199,478    |
| Catholic Missions in Canada         | \$199,478    |

\*We also received and transferred \$333,800 to Religious Orders whose priests serve some of our parishes.

### Archdiocesan Finance Council

His Eminence Thomas Cardinal Collins is joined by the following professionals who volunteer on our Finance Council to ensure that your funds are spent in an optimal and responsible way:

Mr. James B. Milway (Chancellor, Temporal Affairs), Mr. William C. Dunlop (Comptroller), Mr. J.J. Barnicke Sr., Mr. Robert Chisholm, Ms. Joanne De Laurentiis, Ms. Colleen Johnston, Mr. Edward Sorbara

Mr. Patrick Keenan, a faithful supporter of our ministries and a long-serving member of our Finance Council, passed away recently. He will be deeply missed.

### THANK YOU

None of the above would have been achieved without the grace of God and the active participation of our parishioners who have been generous with their time, talents and resources. They have built not only a vibrant Archdiocese here but have reached out to make the light of Christ known across the world. We are most thankful to and celebrate our parishioners for serving their neighbours, near and far.