



The 2021 Financial Report of the Archdiocese of Toronto



ARCHDIOCESE IN ACTION

The Gospel is mobile. Ships, farms, universities, and prisons are some of the places to which we bring the Word of God. We are grateful to Catholics across the Archdiocese who have shared their time, diverse talents and resources to build a vibrant faith community. Below you will find details on how these gifts were put into action by the Archdiocese along with notes to elaborate on the statements. Please contact the Accounting & Finance Office at 416-934-0606 if you would like to review the combined financial statements as audited by PricewaterhouseCoopers LLP.

We thank all of our parishioners for helping us make the presence of Christ known throughout our community and across the world.

DIOCESAN BALANCE SHEET AS AT DECEMBER 31, 2021 AND 2020

Assets*			Liabilities and Reserves*		
	2021	2020		2021	2020
Cash:					
On hand	\$10,483,605	9,635,666	Loans & payables	\$264,636,747	250,544,837
Short-term deposits	22,099,570	11,598,814	Deferred revenue	1,862,091	3,654,948
Collateral for parish bank loans	17,083,969	42,170,098	Total liabilities	266,498,838	254,199,785
	49,667,144	63,404,578			
Investments	38,224,744	32,944,253	Reserves:		
Loans, receivables, prepayments	257,694,830	236,930,827	Parish bank loan guarantee	17,083,969	42,170,098
			Discretionary funds and other	10,300,296	10,178,352
Properties	55,154,599	44,655,484	General reserves	51,703,616	26,731,424
Less: Amount expensed to general reserve	(55,154,598)	(44,655,483)	Total reserves	79,087,881	79,079,874
	1	1			
Special diocesan collections pending disbursement	1,547,036	1,055,306	Special diocesan collections pending disbursement	1,547,036	1,055,306
Total assets	\$347,133,755	334,334,965	Total liabilities & reserves	\$347,133,755	334,334,965

* Amounts do not include assets, liabilities and reserves of parishes or other affiliated organizations within the Archdiocese of Toronto.

Assets

Cash: \$17.1 million of the \$49.7 million is collateral held by the bank for loans extended to parishes for construction and restoration work. Therefore, these funds are restricted from being used for other purposes.

Investments: \$38.2 million represents stocks and bonds reported at fair value. The income earned on investments is used to finance several of our ministries.

Loans, receivables, prepayments: Property loans to parishes account for \$224.0 million of the \$257.7 million reported, with the remainder being trade receivables, prepayments and accrued income.

Properties: \$55.2 million includes diocesan properties as well as land held for future parish sites.

Special Diocesan Collections: This \$1.5 million represents the remnant of special collections awaiting distribution at year-end. These are designated funds and are restricted from being used for any other purpose.

Liabilities

Loans & payables: The \$264.6 million has a few components. Namely, \$106.0 million of it represents building funds that parishes have deposited with the Archdiocese for future capital requirements, \$69.3 million are loans for capital projects, \$64.8 million represents trade payables, and \$24.6 million are designated diocesan funds.

Deferred revenue: The \$1.9 million represents pledges for the Family of Faith Capital Campaign.


Special diocesan collections: \$1.5 million in liabilities represent the remaining balance of special collections awaiting distribution as described above.

Reserves

Parish bank loan guarantee: \$17.1 million represents collateral for bank loans to finance parishes' capital expenditures.

Discretionary funds and other: \$10.3 million constitutes funds set aside to meet special needs of the diocese e.g., purchase of future church sites.

General Reserve: The \$51.7 million is the accumulation of the diocese's net revenues and net losses over the years. The general reserve enables us to continue supporting the hundreds of parishes serving our 2 million Catholics through periods of financial hardship.



**DIOCESAN REVENUE, EXPENDITURES, AND GENERAL RESERVE
FOR THE YEARS ENDED DECEMBER 31, 2021 AND 2020**

	2021	2020
Revenue		
Parish assessment	\$9,922,717	\$11,066,073
Contributions, grants, other income	16,150,023	20,420,906
Investment income, interest, rents	2,339,936	2,598,346
Family of Faith Campaign	1,914,748	1,665,229
Donations and bequests	631,195	298,454
Canada Emergency Wage Subsidy	1,773,022	3,741,669
Gain on sale of properties	6,855,099	214,185
Total Revenue	39,586,740	40,004,862
Expenditures		
Pastoral services*	9,633,021	8,791,634
Chancery office*	6,657,284	6,043,558
Subsidies and assessments*	3,601,853	3,527,572
Office of Clergy & Chaplaincy*	2,208,144	2,062,547
Interest on borrowings	2,138,527	2,318,495
Family of Faith: Pastoral Plan Priorities	1,594,751	1,290,580
St Augustine's Seminary	1,039,029	2,520,942
Grants and donations	5,408,196	1,542,743
Family of Faith: Campaign Costs	313,442	387,889
Regional Bishops' offices	675,211	588,971
Maintenance of properties	165,049	552,400
Total Expenditures	33,434,507	29,627,331
Net revenue (deficit)	6,152,233	10,377,531
Plus: Change in fair value of investments	4,232,945	1,479,484
Excess (deficiency) for year	10,385,178	11,857,015
Plus: General reserve, beginning of year	26,731,424	25,015,915
Additions to (withdrawals from) general reserve:		
Parish bank loan guarantee	25,086,129	(2,636,317)
Property additions & restorations	(10,499,115)	(7,505,189)
General reserve, end of year	\$51,703,616	\$26,731,424

* Please see Statement of Diocesan Expenditures for details.

**STATEMENT OF DIOCESAN EXPENDITURES
FOR THE YEARS ENDED DECEMBER 31, 2021 AND 2020**

	2021	2020
Pastoral Services		
Office of the Judicial Vicar	\$2,100,914	\$256,134
Faith formation initiatives	1,376,344	1,684,513
University chaplaincies	1,092,279	1,229,724
Hospital chaplaincies	1,023,022	1,074,211
Office of Catholic Youth	750,005	811,672
Office of Public Relations and Communications	597,909	686,417
Office for Refugees	403,800	667,846
Outreach programs	382,101	390,248
Office of Development	377,234	306,239
Archives	340,274	355,805
Planning and Properties/Housing Ministry	304,814	323,072
Office of Vocations	295,990	340,194
Office of the Permanent Diaconate	220,179	249,864
Stewardship and Parish Vitality	139,509	136,108
Volunteer Screening Initiative	114,992	106,739
Group Procurement Program	89,464	87,444
Parish Training Centre	24,191	85,404
	\$9,633,021	\$8,791,634
Chancery Office		
Salaries and benefits	\$3,197,705	\$3,401,797
Office and travel	1,340,577	1,519,879
Professional fees	1,772,703	553,212
Occupancy costs	344,373	345,063
Liturgical celebrations	1,926	223,607
	\$6,657,284	\$6,043,558
Subsidies and Assessments		
Matrimonial Tribunal	\$2,225,240	\$1,995,679
Other subsidies and donations	966,850	1,130,000
Canadian Conference of Catholic Bishops	64,991	193,539
Assembly of Catholic Bishops of Ontario	344,772	208,354
	\$3,601,853	\$3,527,572
Office of Clergy & Chaplaincy		
Education, sabbatical, other	\$1,744,950	\$1,533,147
Administration	463,194	529,400
	\$ 2,208,144	\$2,062,547



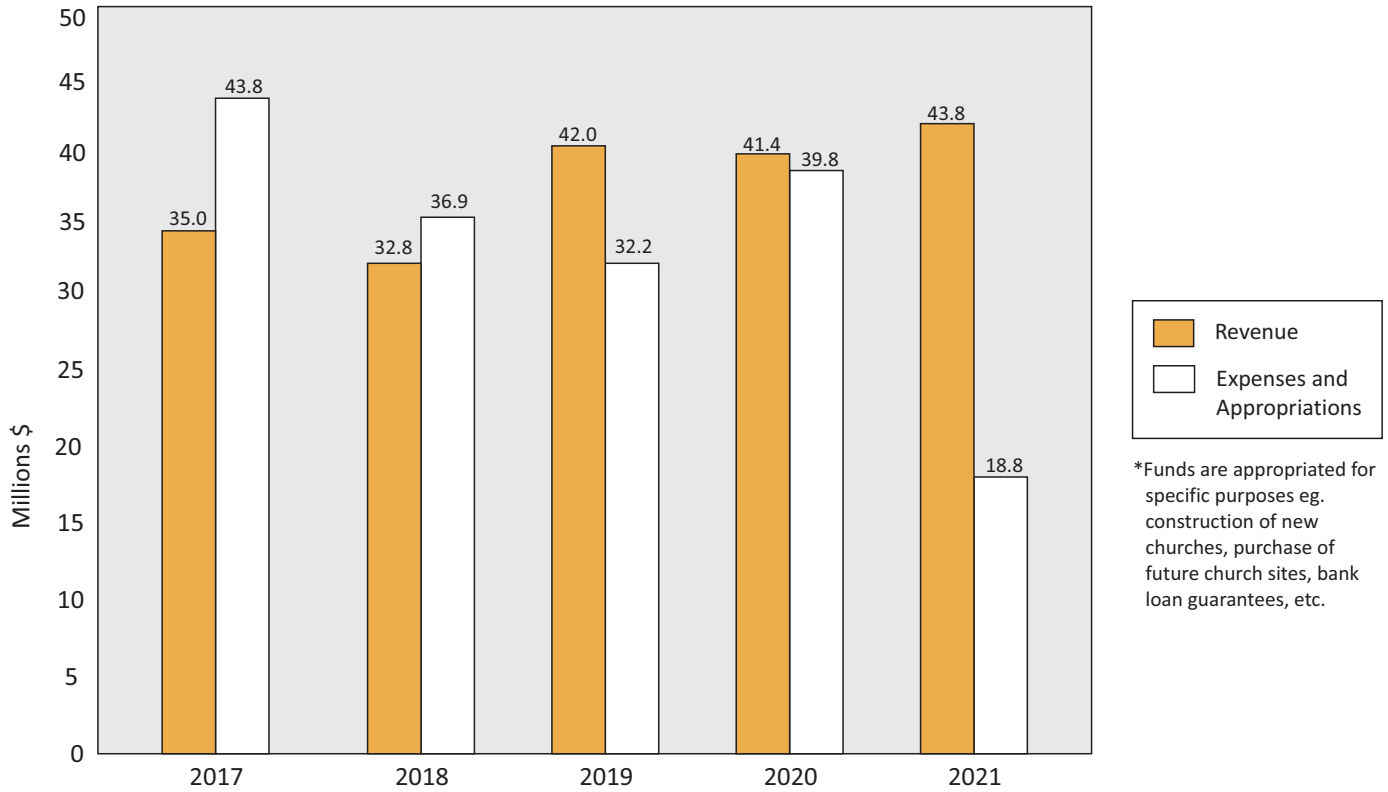
**PARISH REVENUES, EXPENDITURES AND RESERVES
FOR THE YEARS ENDED DECEMBER 31, 2021 AND 2020**

	2021	2020
Revenue		
Church receipts (includes offertory, bequests and hall revenue)	\$66,045,497	\$62,917,872
Parish programs & specified donations (includes building fund)	45,242,240	40,693,612
Investment income, interest, rents	3,350,485	3,275,883
Canada Emergency Wage Subsidy	5,581,937	15,431,351
Special diocesan collections (dedicated funds, includes humanitarian aid)	9,250,034	8,392,952
Total Revenue	129,470,193	130,711,670
Expenditures		
Church expenses (e.g. salaries, supplies, utilities, music)	63,490,305	66,092,761
Parish programs, catechism & events	6,894,586	11,275,902
Diocesan & Shepherds' Trust assessments	13,798,754	14,372,030
Rectory expenses	4,871,966	5,094,961
Furnishing	1,815,148	1,476,809
Interest on borrowings	724,968	1,209,489
Special diocesan collections disbursed	9,342,910	8,559,015
Total Expenditures	100,938,637	108,080,967
Excess of revenue over expenditures	28,531,556	22,630,703
Less: Expenditures on properties	8,404,290	20,040,711
Excess (deficiency) for the year	20,127,266	2,589,992
Plus: Reserves, beginning of year	(109,251,829)	(111,841,821)
Reserves, end of year	\$ (89,124,563)	\$ (109,251,829)

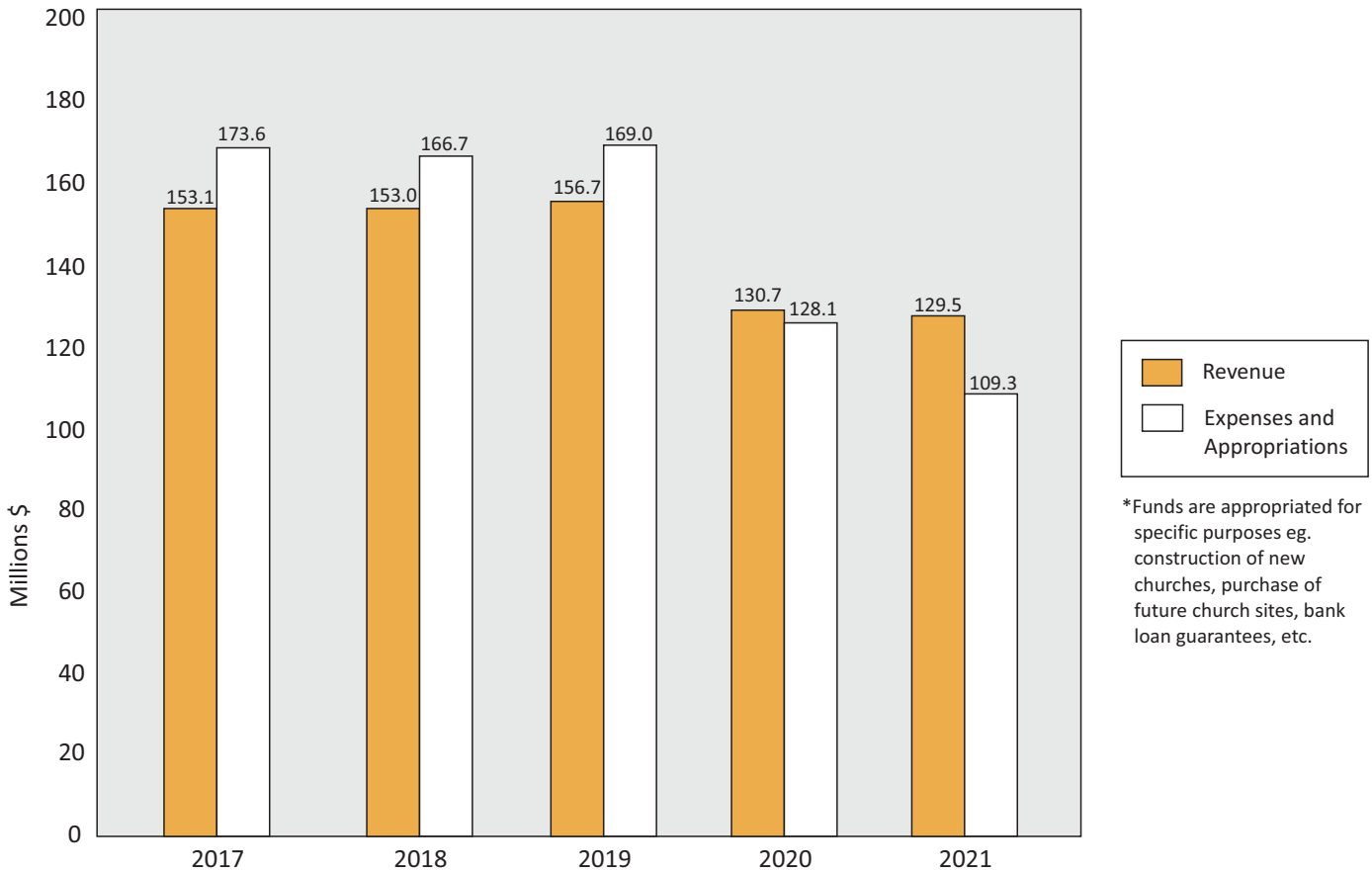
Please note that this statement reflects the combined financial activity of all diocesan-owned parishes and missions.

HIGHLIGHTS FROM THE 2021 FINANCIAL STATEMENTS

DIOCESAN REVENUES, EXPENSES AND APPROPRIATIONS*



PARISH REVENUES, EXPENSES AND APPROPRIATIONS*





SUMMARY OF THE 2021 FINANCIAL STATEMENTS

Diocesan Revenue & Expenditures

The Archdiocese is financed by a portion of parishes' income ('Parish Assessment'), as well as donations and earnings on investments. These funds are then used to provide programs on a diocesan-wide level such as hospital & university chaplaincies, faith formation programs, and dedicated refugee resettlement workers.

The Catholic Church has been working diligently to foster healing and reconciliation with Indigenous groups across Canada. There is still much work to do, but many of the initiatives to respond to the legacy of the residential school system are starting to take shape. The theme of the 42nd Annual Cardinal's Dinner was "A Journey Toward Healing and Reconciliation", and featured conversations with many Indigenous Catholics who shared their thoughts, perspectives and hopes as we continue our journey to healing and reconciliation as Catholics and Canadians. The Archdiocese of Toronto has also provided access to numerous educational resources and set up a special collection to support the ongoing healing and reconciliation efforts, with funds to be distributed to various Indigenous groups and organizations.

Family of Faith Capital Campaign

The Archdiocese of Toronto embarked on a capital campaign to raise funds to strengthen our Catholic family by investing in programs for youth, catechism, vocations, evangelization, social justice, as well as building new and restoring existing churches.

In 2021, a total of \$1.7 million was received from the campaign outreach made to parishes. Of that figure, \$1.9 million was recognized in revenue to offset the costs incurred to run the campaign as well as specific campaign distributions that were made towards objectives of the [Pastoral Plan](#). The remainder of the Family of Faith funds were held on reserve for parishes to use towards restoration and capital projects. As at December 31, 2021, the campaign received total funds of \$144.8 million.

Pledges from the campaign will continue to be received over the next year as the program winds up.

Parish Revenue & Expenditures

The ongoing coronavirus pandemic in 2021 limited attendance at parishes and increased reliance on the work being done by Catholic organizations. The \$5.6 million in Canada Emergency Wage Subsidy received in 2021 partially offset the revenue decline and provided much needed operational and financial support for parishes to continue serving the faithful across the Archdiocese.

Thanks to the impact of the wage subsidy, parish revenues only dropped by \$1.2 million in 2021 compared to the previous year (2021 - \$129.5 million, 2020 - \$130.7 million). There was also a corresponding decline in parish expenses of \$7.1 million (2021 - \$100.9 million, 2020 - \$108.1 million) as a result of the restrictions on mass attendance and continuation of the cost containment measures implemented. When capital expenditures of \$8.4 million for parish restoration and new parish construction are factored in, we have a surplus of \$20.1 million for the year 2021.

Parish Deposits with the Archdiocese

All buildings require upkeep and attention, including the House of God. It is the place in which we gather and from which we go out bearing the Good News. Parishes do their best to raise funds for future building and operational needs which they keep on reserve with the diocese until their need arises or they are able to proceed with a project. At December 31, 2021, 149 parishes maintained a reserve of \$81.5 million with the diocese (2020: 153 parishes, \$73.9 million). These funds are also used in the interim to assist other parishes in need of financing for current capital projects. An additional \$24.5 million in Family of Faith funds was held on reserve for 218 parishes (2020: 217 parishes, \$24.4 million).

Parish Debt

The Archdiocese has extended the following loans to parishes to help them address their pressing capital needs where they had a shortfall in building funds:

Bank loans to 59 parishes totalled \$17.1 million at year-end (2020: 64 parishes; total: \$42.2 million). These loans are for the restoration or construction of parish properties and are backed by cash collateral from the Archdiocese, as noted on our balance sheet.

At year-end, property loans by the diocese to 68 parishes amounted to \$221.0 million (2020: 69 parishes, total: \$207.6 million). These loans were extended for the purchase of parish land sites, restoration of parish property, and to assist in the construction of new churches.

Capital Expenditures

The Church takes care to provide both parishioners and visitors with welcoming, inspiring places to encounter the Lord and worship Him together. In 2021, \$8.4 million was incurred among 92 parishes in restoration projects and the construction of new churches.

Special Diocesan Collections

Parishioners generously contributed \$17.1 million towards the annual parish ShareLife appeal which supports such vital work as that done by Catholic Charities, St. Augustine's Seminary, the Office for Refugees, the Office of Catholic Youth, and mission churches in developing countries.

Parishioners also responded to the following needs identified by the diocese:

Humanitarian Relief	\$277,685
The Shepherds' Trust *	\$695,866
Co-operative Mission Plan	\$9,535
Holy Land	\$474,769
Propagation of the Faith	\$262,402
Marygrove Camp	\$133,642
Canadian Missions	\$246,294
Papal Charities	\$131,198
Needs of the Canadian Church	\$218,057

*We also received and transferred \$240,942 to Religious Orders whose priests serve some of our parishes.

Archdiocesan Finance Council

His Eminence Thomas Cardinal Collins is joined by the following professionals who volunteer on our Finance Council to ensure that your funds are spent in an optimal and responsible way:

Mr. James B. Milway (Chancellor, Temporal Affairs), Mr. Michael Schuck (Controller), Mr. Robert Chisholm, Mr. Celeste Iacobelli, Ms. Colleen Johnston, Mr. Edward Sorbara, Mr. Tom Woods

Thank You

None of the above would have been achieved without the grace of God and the active participation of our parishioners who have been generous with their time, talents and resources. They have built not only a vibrant Archdiocese here but have reached out to make the light of Christ known across the world. We are most thankful to and celebrate our parishioners for serving their neighbours, both near and far.



Archdiocese
of Toronto

www.archtoronto.org

archtoronto