



VISION TO REALITY

DEVELOPING LIFELONG FAITH FORMATION
FOR ALL AGES & GENERATIONS

Workshop #2 – Part 1
John Roberto, Vibrant Faith

John Roberto
Vibrant Faith Leadership Team
jroberto@lifelongfaith.com

www.LifelongFaith.com
SeasonsofAdultFaith.com
FamiliesattheCenter.com
www.VibrantFaith

Program #2. Envisioning Lifelong Faith Formation in Faith Communities

Topic 1: Maturing in Faith

Topic 2: Intergenerational Faith Formation

Topic 3: Family Faith Formation

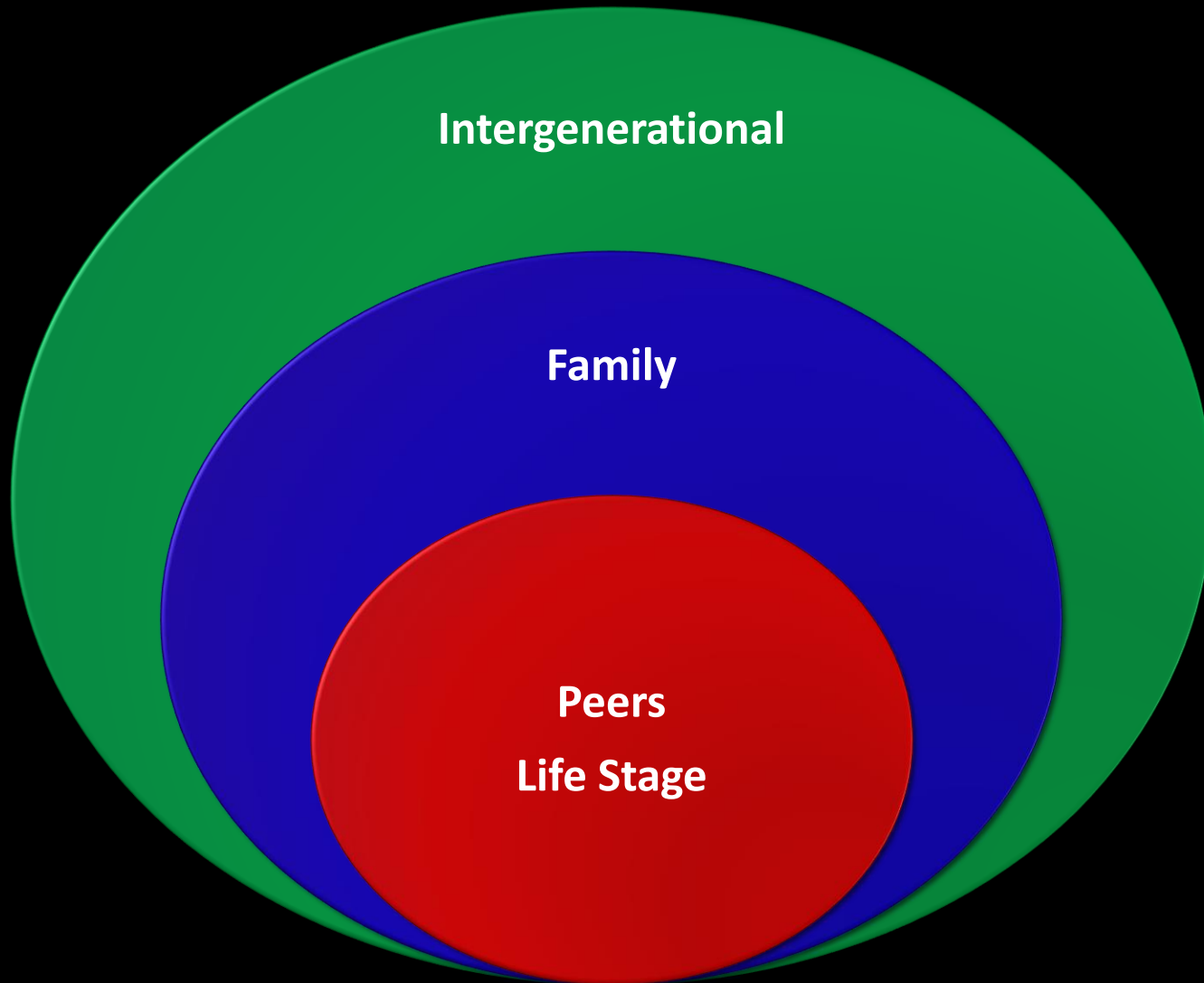
Topic 4: Life Stage Faith Formation

Topic 5: Developing a Faith Formation Plan

Homework:

Designing a Faith Formation Plan

Faith Forming Environments



Lifelong Faith Formation

Intergenerational

Children

Teens /
Youth

Young
Adults

Midlife
Adults

Mature
Adults

Older
Adults

Family

Life Stage Faith Formation

Life Stages

1. Young Children & Families
2. Older Children & Families
3. Young Adolescents & Families
4. Older Adolescents & Families
5. Young Adults (20s-30s)
6. Midlife Adults (40s-mid 50s)
7. Mature Adults (mid 50s–75)
8. Older Adults (75+)

Life Stages Design

- ◆ Nurturing faith growth in the intergenerational faith community?
- ◆ Nurturing faith growth at home?
- ◆ Nurturing faith growth in an age group / peer group setting?

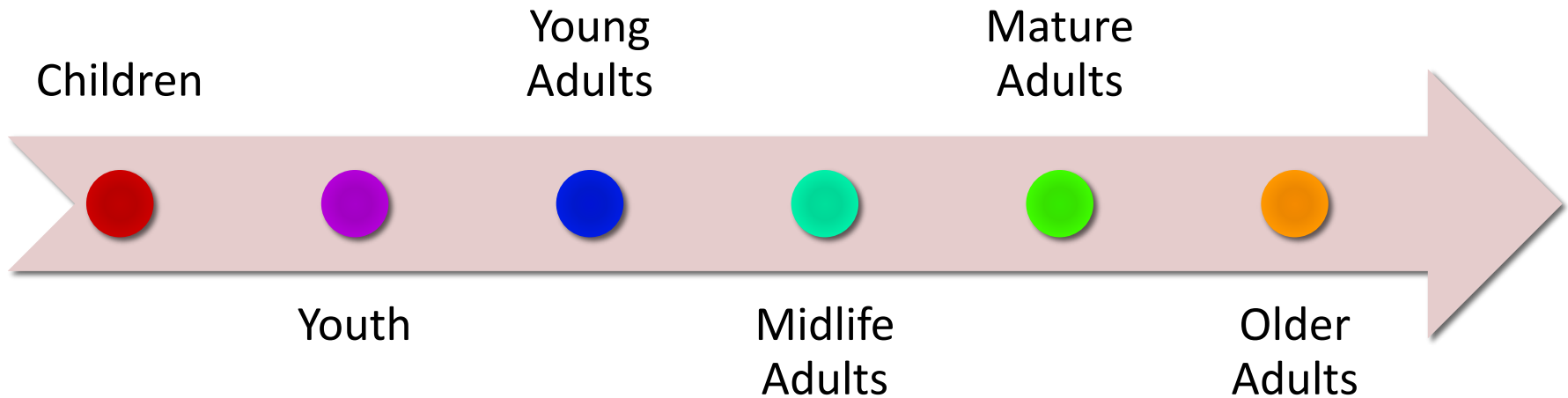
Lifelong Faith Formation Plan

Faith Formation Forum	Activity/Session	Dates and Times	Location
HI-life Gatherings for all ages and generations	Intergenerational learning events with breakout sessions (6X year)	Sunday, 1:00-3:30 pm OR Wednesday, Thursday, Friday 5:30-8:00 pm	Church, FH, HR, MRs OR offsite
Roman Missal Workshops	Six week series with presentations / discussions	Mondays, 7:00-8:30 pm (Fall 2011)	FH, HR, CH
"Live Jesus" Retreats	Presentations by parish team / reflection	Select weekends Friday evenings and Saturday	PCLR, HR
Little Rock Scripture Study	Infancy Narratives (Advent) Gospel of John (January - April)	Monday 7:00-8:30 pm Wednesday 9:30-11:00 am	FH, HR, MRs
Men's Spirituality Group	Faith sharing / discussion group	Monthly, Third Thursday 7:00-8:30 pm	JDC Room
Women's Spirituality Groups	Faith sharing / discussion groups	Monthly, Date varies	JDC Room Offsite
JustFaith Course	Two 30-week study groups	Weekly Tuesday evenings OR Weekly Thursday mornings	PCLR JDC Room
Theology Course - topic TBD	Six week series with presentations / discussions	Tuesday, 7:00-9:00 pm (Summer 2012)	HR
Spiritual Book Club	Related books	Monthly, morning or evening	HR offsite
Young Adults	Discussion / faith sharing group	HI-life Gatherings, Monthly Sunday afternoon	offsite
TYM - Total Youth Ministry (grades 9-12)	Catechesis, social & service activities	HI-life Gatherings, weekly on Sunday, 6:30-8:30 pm	FH, HR, MRs
JYM - Junior Youth Ministry (grades 5-8)	Catechesis, social & service activities	HI-life Gatherings, weekly on Sunday, 6:30-8:00 pm	FH, HR, MRs
Children's Faith Development (grades Pre-k-4)	Age appropriate catechesis	HI-life Gatherings, weekly on Sunday, 9:40-10:40 am	MRs
Liturgy of the Word with Children	Lectionary	Weekly Sunday during the Liturgy	MR 2
Baptism Preparation	Workshops for parents (and godparents)	Saturday 9:00-11:30 am Offered every other month	FH, HR, Church
First Reconciliation / First Eucharist Preparation	Workshops for children and parents	Monthly family sessions, home preparation	FH, HR, Church
Confirmation Preparation	Workshops for candidates (and sometimes sponsors)	HI-life Gatherings, TYM, Confirmation II sessions	FH, HR, Church
RCIA	Lectionary & related topics	Inquiry, Catechumenate, P & E, Mystagogy	PCLR
Landings	Selected topics	Modular Weekly sessions Tuesday 7:00-8:30 pm	JDC Room

Maturing in Faith



Focus on Maturing in Faith: *Toward What Ends Are We Working*



Maturing in Faith

We need to focus faith formation on the essential characteristics of lifelong growth in Christian faith and discipleship. These characteristics would incorporate knowing and believing, relating and belonging, practicing and living. With a lifelong vision of maturing faith we could address each characteristic in developmentally-appropriate ways at each stage of life.

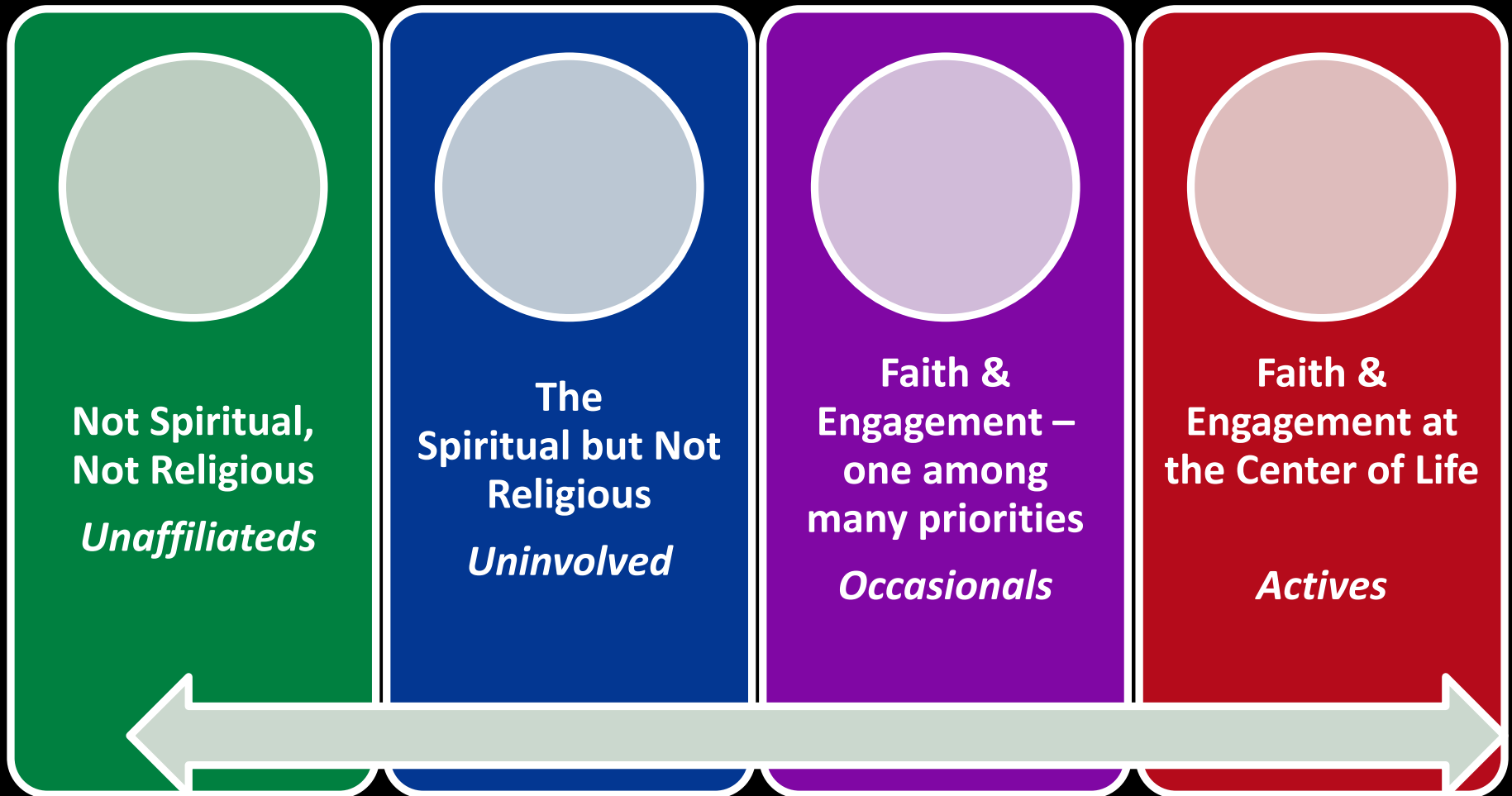
Characteristics

1. Developing and sustaining a personal relationship and commitment to Jesus Christ
2. Living as a disciple of Jesus Christ and making the Christian faith a way of life
3. Reading and studying the Bible—its message, meaning, and application to life today
4. Learning the Christian story and foundational teachings of the Christian faith (Trinity, Jesus, creed, morality and ethics) and integrating its meaning into ones life
5. Praying—together and by ourselves, and seeking spiritual growth through spiritual disciplines

Characteristics

6. Living with moral integrity guided by Christian ethics and values
7. Living the Christian mission in the world—serving those in need, caring for God’s creation, and acting and advocating for justice and peace.
8. Worshipping God with the community at Sunday worship, ritual celebrations, and the seasons of the church year
9. Being actively engaged in the life, ministries, and activities of the faith community
10. Practicing faith in Jesus Christ by using one’s gifts and talents within the Christian community and in the world

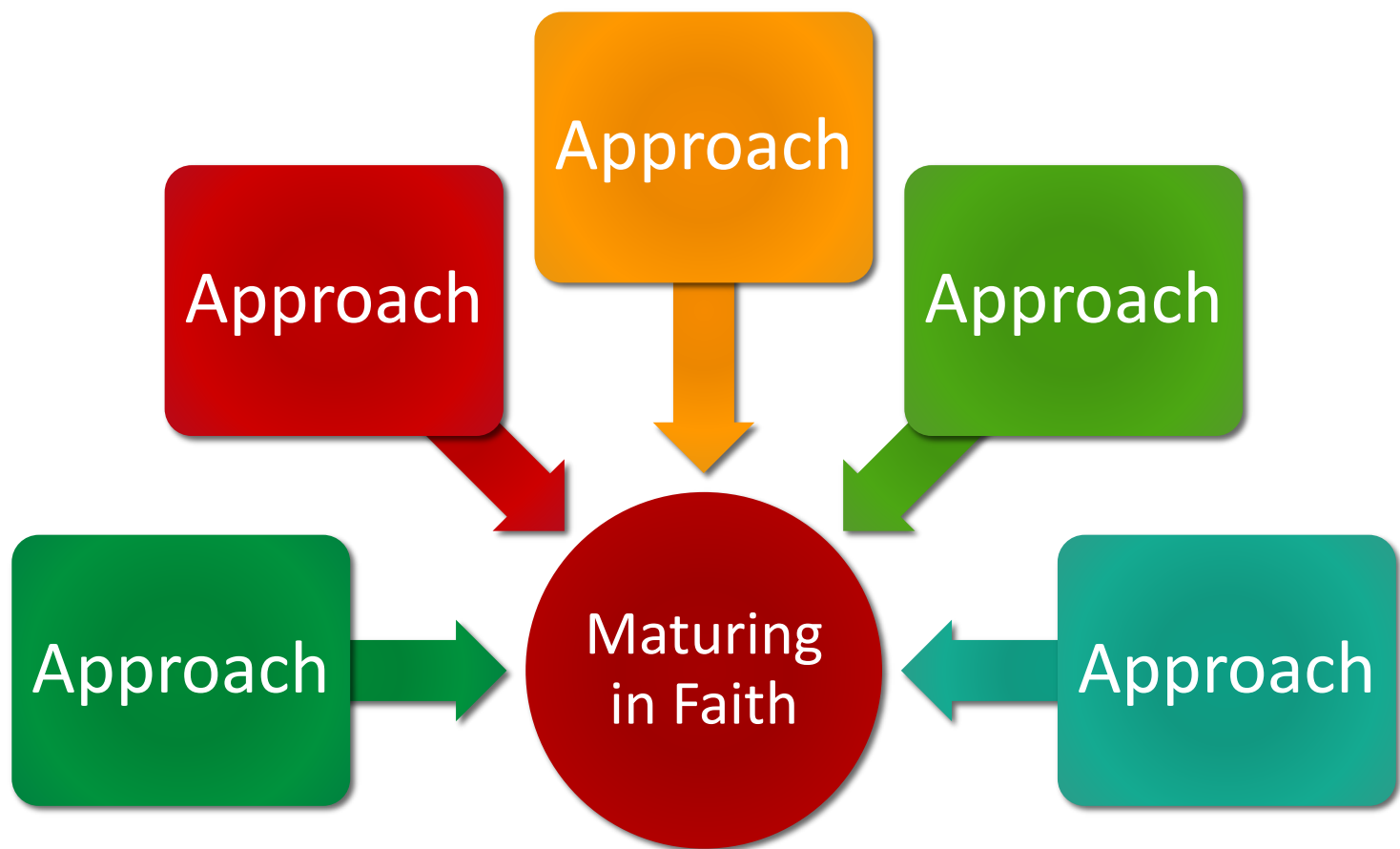
A Diversity of Spiritual Religious Identities



Developing a Faith Formation Plan

Faith Maturing Characteristic	Children	Youth	Young Adults	Adults	Family
	Intergen- erational	Intergen- erational	Intergen- erational	Intergen- erational	Intergen- erational
1.					
	Family	Family	Family	Family	Family
2.					
	Age Group	Age Group	Age Group	Age Group	Age Group
3.					

Multiple Ways to Foster Faith Maturing



Forming Faith: Intergenerational



Utilize intergenerational events

Infuse intergenerational into existing programs

Connect the generations through new intergenerational
new programs & experiences

Intergenerational Approaches

- ✦ **Utilizing** the intergenerational events and experiences of church life (community life events, worship and the lectionary, seasons of the year, service and mission projects, prayer and spiritual formation) as a primary “content” in faith formation.
- ✦ **Infusing** intergenerational experiences and relationships into existing programs and activities.
- ✦ **Connecting** the generations through new intergenerational programs and experiences that bring together all of the generations for learning, celebrating, praying, reading the Bible, serving and working for justice, and worshipping.

Worship & All Ages Faith Formation



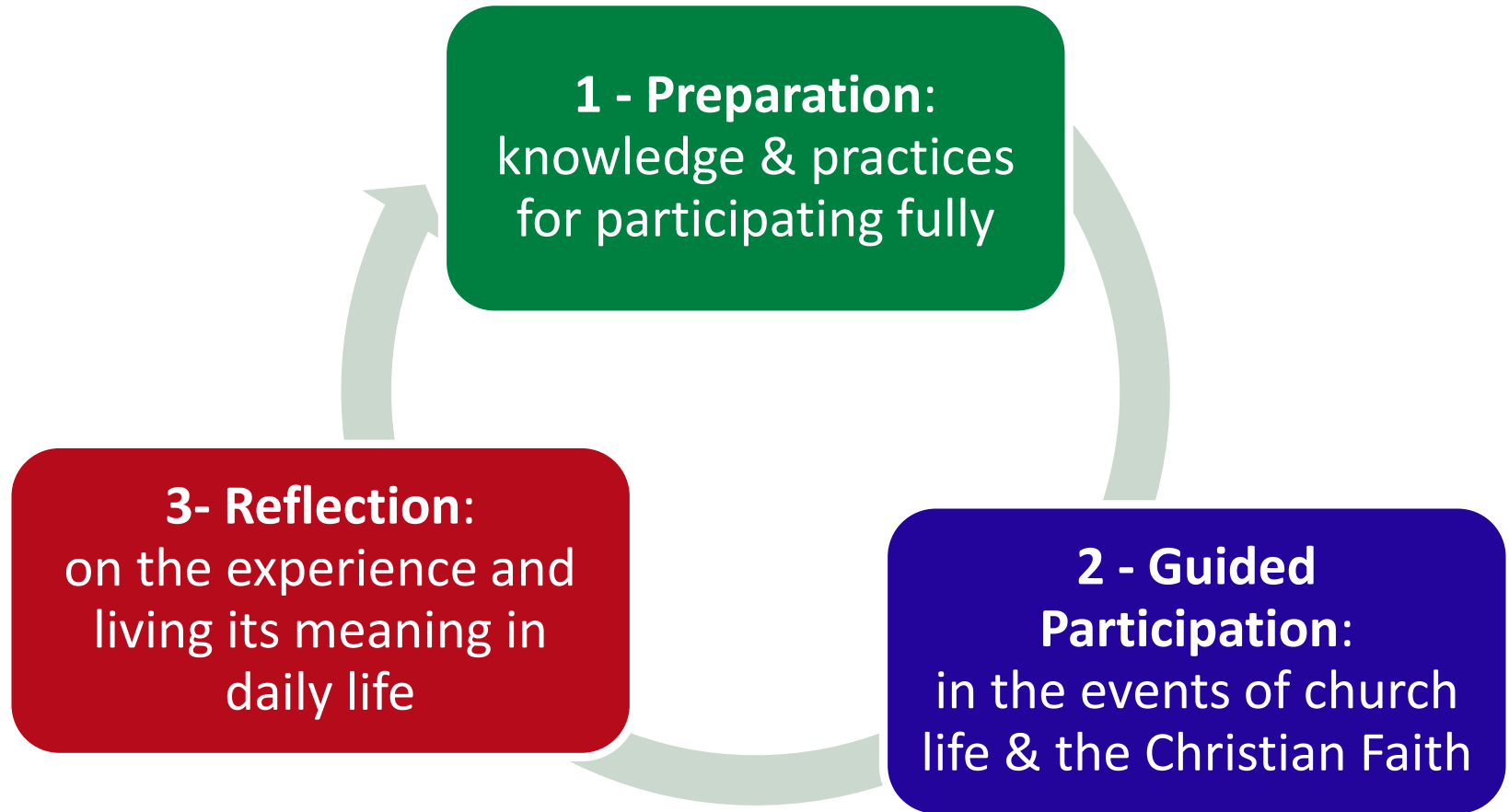
Worship
Theme

- Readings
- Homily/Sermon
- Podcast

Family
Youth
Adults

- Scripture
- Learn
- Watch / Listen
- Read
- Prayer
- Live

Utilizing Events



Infusing Intergenerationality

Infusing intergenerational experiences and relationships into existing programs and activities, such as bringing mature adults into children and youth programs for interviews, storytelling, and mentoring; and transforming age-group programs (vacation Bible school, service projects) into intergenerational experiences.

- ◆ Worship
- ◆ Service projects and mission trips
- ◆ Age group learning programs
- ◆ Social / community program
- ◆ Sacramental preparation

Connecting through New Programs

1. Intergenerational Service
 - Intergenerational Mission Trips
 - Churchwide Service Day
 - Intergenerational Monthly Project
 - Intergenerational Service Nights
 - Intergenerational Service Projects

2. Intergenerational Learning
 - Weekly or Bi-Weekly
 - Monthly
 - Seasonal
 - Small Group & Large Group

Learning

Incorporating Intergenerational Learning in Church Life

1. Age Group Programming
2. Sacramental and Milestone Celebrations
3. Church Year Feasts & Seasons
4. Vacation Bible School
5. Mission Trips & Service Projects
6. Retreat and Camp Experiences

Intergenerational Learning

Part 1. Meal, Community Building, Prayer

Part 2. **GATHER**: All Ages Learning

Part 3. **GROW**: In-Depth Learning Experience

- Formats: Whole Group, Age Group, or Activity Center

Part 4. **GO FORTH**:

- Sharing Learning Experiences
- Home Application
- Closing Prayer

Intergenerational Faith Formation



Engaging all ages and generations together in informing and forming disciples of all ages in Christian identity.

- Intergenerational Learning
- Weekly, Bi-Weekly, and Monthly Models
- Small Group & Large Group Models

HI-life Gatherings...

Our sixth year of whole community catechesis focuses on Living a Moral Life. Our theme is *Navigating Life with GPS – God's Proven System*. Christian moral life can be summed up as the recognition of the awesome gift of God's loving presence in our lives and our continuing effort to respond to that love. During this year we will explore the guidelines that God has given us to live lives of love and faithfulness, including the ten commandments and the beatitudes. We encourage parishioners of all ages to participate in our HI-life Gatherings – our intergenerational learning assemblies that are the foundation of our lifelong faith formation process. Our monthly Gatherings are a time of fellowship, faith formation, and fun.

❖ **Sharing a Simple Meal Together**

No cooking - just come and enjoy

At a typical Gathering you are welcomed by greeters in the Hospitality Room and escorted to a table in the Fellowship Hall to enjoy a meal with fellow parishioners of all ages. At your table there might be a single adult, a family of four, a retired person, or an empty-nest couple. There will be a couple of questions on the table to focus our table talk.

❖ **Whole Group Opening Experience**

Introduction of the topic to be experienced by all ages

After the meal, everyone moves to the church for an opening prayer and an activity to set the tone for the evening, such as a story or video segment. Each household receives a HI-life Home Kit and learns to use it throughout the evening.

❖ **Exploring the Topic through Age-Specific Learning Activities**

Learning about the same topic according to one's age or stage in life

Then the group divides into smaller groups for age-specific learning activities. A typical evening might have adults staying in the church for a speaker and group discussion, young adults in Meeting Room 6, JYM youth in Meeting Room 3, TYM youth in the Hospitality Room, and parents with young children (approximately ages 5-11) together in the Fellowship Hall. There are lead catechists for each group to teach and guide the learning activities of the evening and trained facilitators to assist the parents and children at each table.

❖ **Whole Group Sharing Experience**

Closing of the Gathering for all ages

To conclude our evening, everyone reunites in the church to share what has been learned, to pray together, and to be sent forth to continue learning at home in preparation for the church event or season which is the focus of the month.



Elements of LOGOS

In local churches, LOGOS teams build intergenerational relationships between young people and caring, Christian adults of all ages through a four-part weekly format:

ACTS 2:42[NRSV]

They devoted themselves to the apostles' teaching and fellowship, to the breaking of bread and to prayers.



Bible Study: A time for each grade, or a combination of grades, to study the Bible as the model for Christ-centered living. Churches can use non-denominational curriculum developed by GenOn for LOGOS (either "Faith for Life" or our high school Bible studies) or something of their own choosing.



Family Time: The shared meal is a time to gather regular "table families" of various ages who eat together each week for the entire program year. Kitchen teams prepare dinners that are served family style—with table settings and serving dishes—practicing the art of serving one another.



Worship Skills: Choir, drama, bells, or other arts are rehearsed at LOGOS and then presented regularly in corporate worship. Each church decides the best fit with its own liturgy and worship style.



Recreation: All have great fun in a cooperative atmosphere, often drawing on the hobbies and interests of adults in the congregation willing to share their passions on a one-time basis or longer.

Elements of LOGOS

1. Bible Study
2. Family Time
3. Worship Skills
4. Recreation

GenOn Ministries

www.genonministries.org

Intergenerational Learning



- A flexible, relaxed arrival time with drinks and snacks
- Creative exploration of a Bible story/theme through creative experiences for people of different learning styles and of all ages. Children and adults are not separated and are encouraged to explore the story/theme together
- A short but explicit time of worship with story, music and prayers that builds on the creative exploration.
- A generous welcome and hospitality is expressed through a delicious home-cooked, sit-down meal with others

www.messychurch.org.uk

Home Info Where? Resources Events & Stories Blog Leaders International Contact

Search... Go

Log in / Register

Messy Church:

- is a way of being Church for families involving fun
- is found across the world
- values are about being Christ-centred, for all ages, based on creativity, hospitality and celebration

Follow Messy Church

[f Like](#) [Follow](#) [Join email list](#)

Introducing Messy Church

[Introduction](#) | [Values](#) | [What it is and isn't](#) | [For Leaders](#) | [Support](#)

Latest on the Messy blog

Messy Regional Coordinator for Wirral
Welcome to Caroline Houghton who...

Grandparents
We've been getting excited about...

Messy Church activities in Kenya
We love to receive stories of the...
[→ Read the blog](#)

Messy Church Conference

International Conference 2016
16-18 May @ High Leigh Conference Centre, UK #MCC2016

Celebrating & learning with the worldwide family of Messy Church
[→ Find out more](#)

Messy Church No. 3337

[Add yours](#)

Map data ©2016 Google Terms of Use

Application

- ✓ What are the strengths in your congregation?
- ✓ What are the areas that need improvement or attention in your congregation?
- ✓ What are the areas where new initiatives need to be created?

Develop ideas for improving current activities and for creating new initiatives for strengthening the intergenerational faith forming power of your congregation.

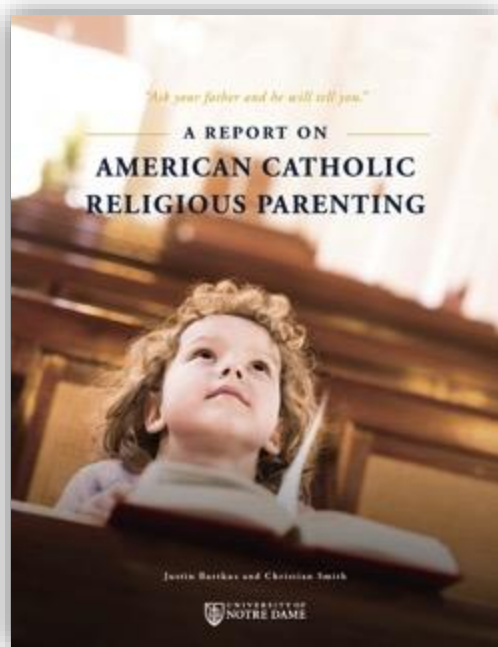
- How can you *utilize* the intergenerational events and experiences of church life as a primary “content” in faith formation?
- How can you *infuse* intergenerational experiences and relationships into existing programs and activities?
- How can you *connect* the generations through new intergenerational programs and experiences?

Forming Faith: Family



- ✦ Primary Influence on transmission of religious faith and practice: Parents & Family
- ✦ Day-to-day religious practices of the family and the ways parents model their faith and share it in conversation, collaboration, and exposure to outside religious opportunities
- ✦ Secondary Influence: The Congregation and Significant Adults

What Makes a Difference?



The primary mechanisms by which Catholic identity becomes rooted in children's lives are not Catholic schooling or sacramental preparation, but rather the day-to-day religious practices of the family and the ways parents model their faith and share it in conversation, collaboration, and exposure to outside religious opportunities.

(Burtkus and Smith)

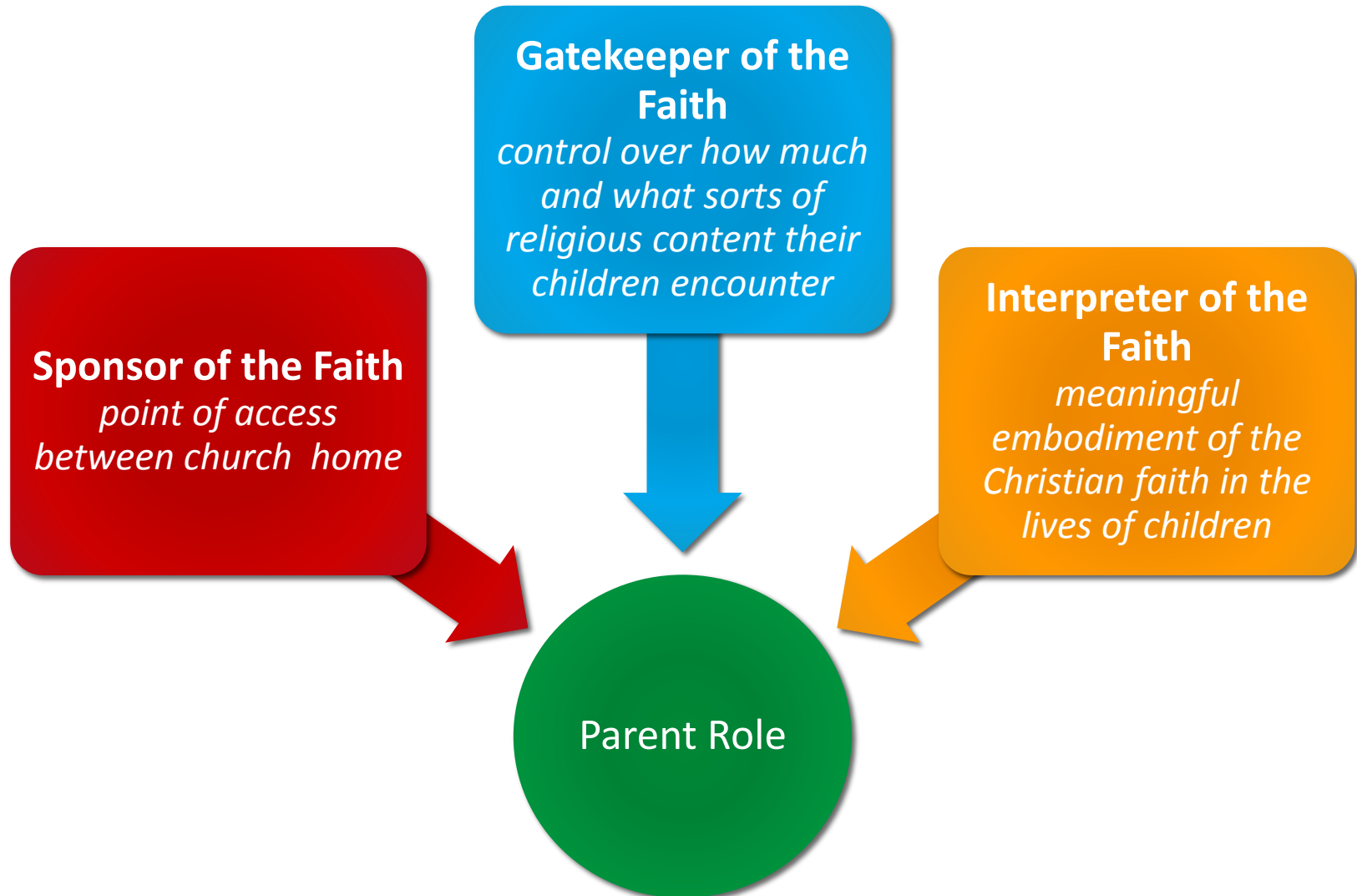
One of the most basic suggestions of our findings is that young adults arrive at a sense of their fundamental identity and worldview not by weighing all possible intellectual arguments for and against a proposed way of life, but rather by roughly adopting the worldview of those mentors who left the deepest impression upon them—and who loved them and cared for them the most. It should come as no surprise, then, that the emergence of the new generation of dedicated young Catholics will rise and fall with the choices of their parents.

(American Catholic Religious Parenting, Burtkus and Smith)

Practices that Make a Difference

1. Reading the Bible as a family and encouraging young people to read the Bible regularly
2. Praying together as a family and encouraging young people to pray personally
3. Serving people in need as a family and supporting service activities by young people
4. Participating regularly in Sunday worship as a family
5. Being involved in a faith community and serving in church as a family and as young people
6. Eating together as a family
7. Celebrating rituals and holidays at home
8. Having family conversations
9. Talking about faith, religious issues, and questions and doubts
10. Ritualizing important family moments and milestone experiences
11. Celebrating holidays and church year seasons at home
12. Providing moral instruction

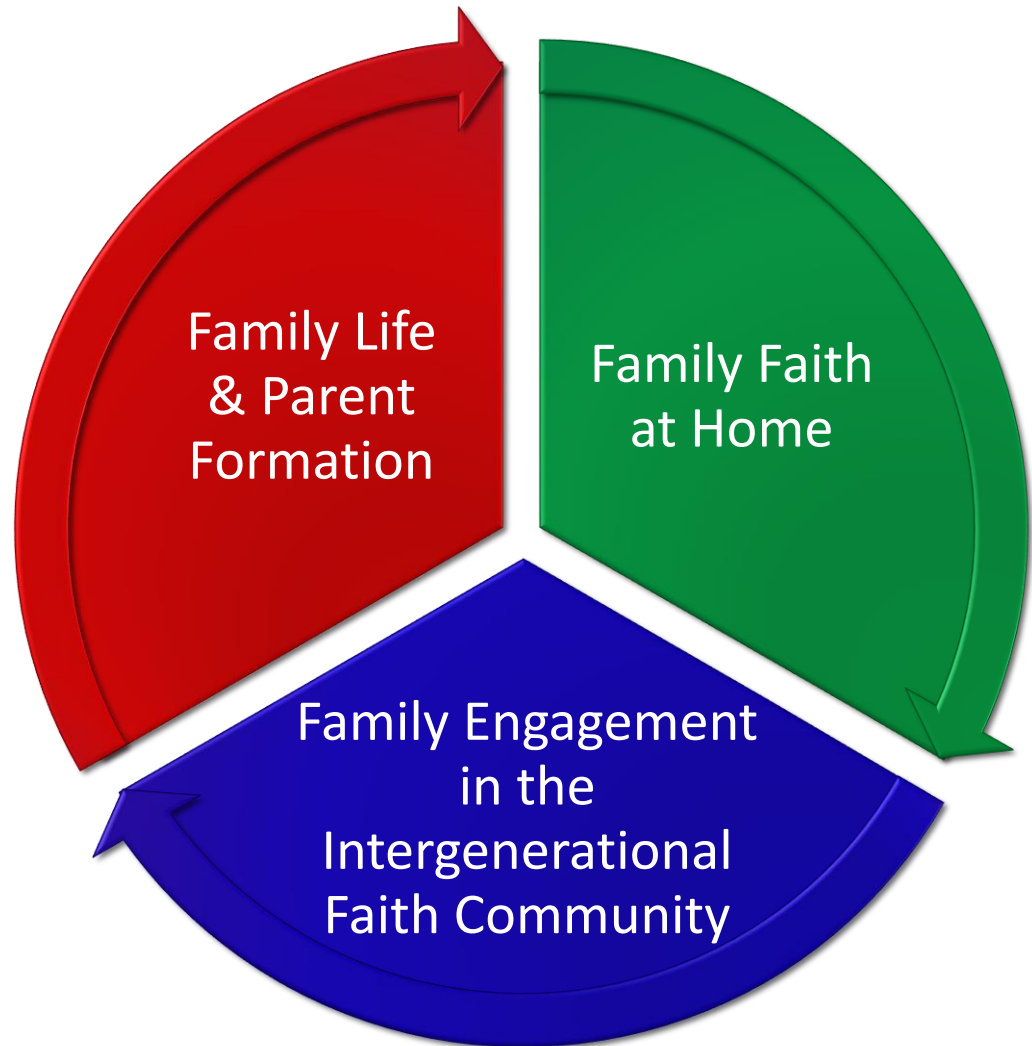
Parental Influence



Comprehensive Family Plan

Children/Teens + Parents + Grandparents

Three
Elements of a
Family Plan



1. Faith Practices @ Home

1. Seasons of the year
2. Rituals and milestones
3. Learning the tradition
4. Prayer and spiritual formation
5. Reading the Bible
6. Service, justice, care for creation



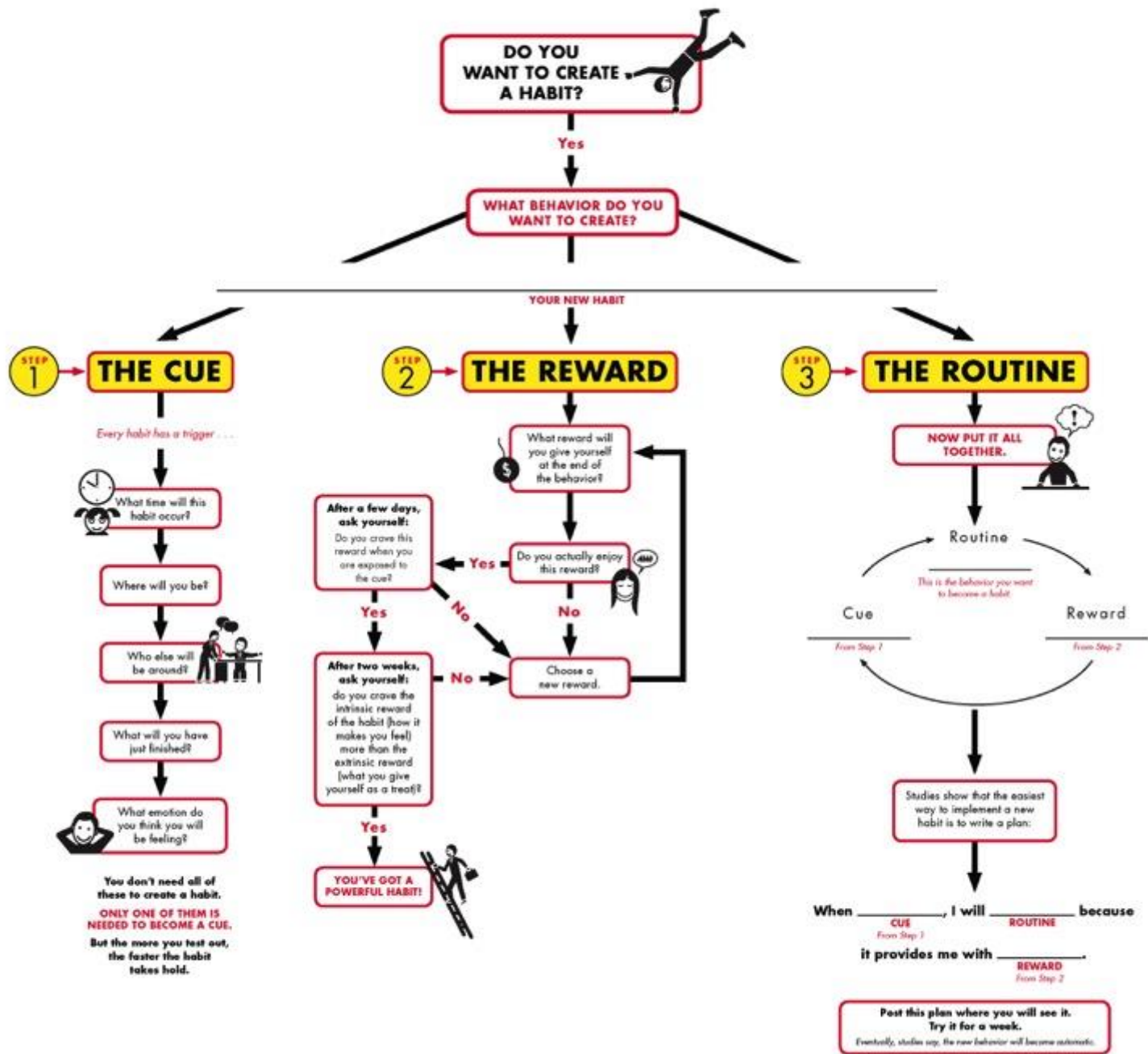
Young
Children

Older
Children

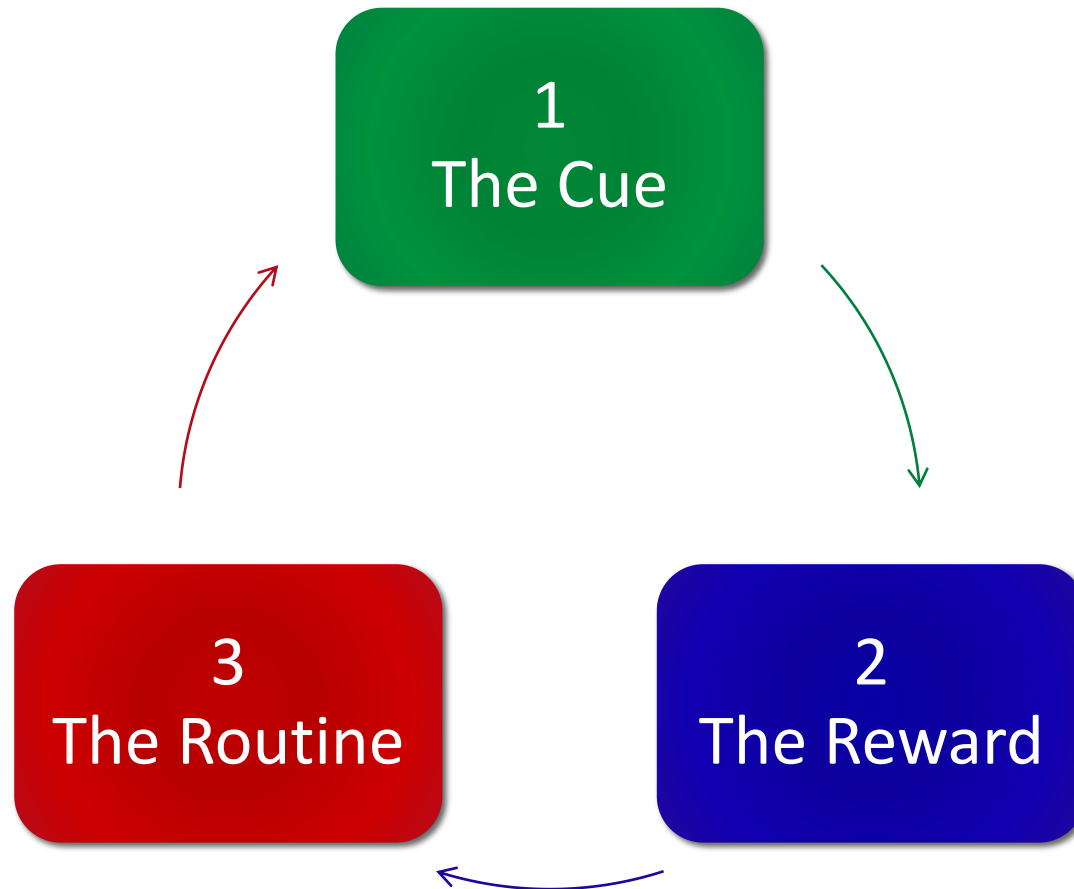
Young
Adolescents

Older
Adolescents

HOW TO CREATE A HABIT



How to Create a Habit



When _(cue)_, I will _(routine)_ because it provides me with _(reward)_.



LifelongFaith Associates

FAMILIES AT THE CENTER

[HOME](#)

[PARENTS](#)

[FAMILY LIFE](#)

[FAITH @ HOME](#)

[SEASONS](#)

[MILESTONES](#)

[FAITH @ CHURCH](#)

[SACRAMENTS](#)

Families at the Center of Faith Formation

A Network of Experiences, Activities & Resources for Families with Children

Faith @ Home

growing in faith at home - July through December

- Designed for Families with Children -



Faith @ Home provides a variety of activities to help your family grow in faith at home - all of which can be easily integrated into family life. You pick the time

Reading the Bible

- A 12-week Summer Bible Reading Plan for Children
- An Old Testament Bible heroes 5-minute devotional

Learning the Christian Tradition

- Ten Commandments Magnet
- Church Scavenger Hunt
- I L-O-V-E G-O-D
- Stand Up for Others

Praying

- Meal Prayers for All Occasions

Serving Others

- Assemble Promise Kits for Refugees
- Participate in a "Serve the Community" Day
- Collect Food for the Hungry

Reading the Bible



A 12-Week Summer Bible Reading Plan for Children

Sparkhouse has developed a free 12-week Bible reading plan for children and their parents. Each week children will explore a Bible story through art, cooking, coloring, and other fun activities. Start your Bible journey today! Go to [Sparkhouse Family](#) to access the activities for each of the 12 weeks.



Old Testament Heroes: 5-Minute Family Devotional

We can learn so much from the heroes of the Bible! Some of them are unlikely heroes - ordinary and flawed people who God uses in extraordinary ways to move forward His great plan. This video devotional plan will uncover some of your favorite Bible characters and encourage you to see how God worked through them - and think about how God is working through you! Each devotional includes a Bible verse, video clip, discussion questions and a prayer prompt. Each devotional also has a companion blog post with a coloring page as well as more ideas for discussion and prayer.



To watch, click on a devotional title below:

- Adam: Made in God's Image
- Noah: God Remembered Noah
- Abraham: God Made 3 Promises
- Abraham and Isaac: God was Faithful to his Promise
- Joseph: God Was With Joseph

Learning the Christian Faith



Ten Commandment Magnets

Introduce the Ten Commandments to children by making a magnet to illustrate the relationship described in each commandment. This can help children understand that the Commandments are not simply a list of do's and don'ts, but a gift from God that shows us how to live in relationship with God and one another. Go to [Vibrant Faith at Home](#) for the instructions and worksheet.

Church Scavenger Hunt

Take a closer look at the spaces in your church. The more you and your children feel at home in your church, the more you'll enjoy being there. Go to [Vibrant Faith at Home](#) for the instructions and worksheet.

I L-O-V-E G-O-D

Parents introduce their toddlers to a world filled with letters, numbers, and other foundational education tools. Use the flashcards below to engage your child and family in learning the foundational language of faith. Go to [Vibrant Faith at Home](#) for the instructions and worksheet.

Stand Up for Others

One way to serve others is to stand up for them. As you explore the Bible story of the Good Samaritans, discover ways you can stand up for someone in need at school, on the playground, or in your neighborhood. Go to [Vibrant Faith at Home](#) for the instructions and worksheet.

Serving Others in Need

Assemble Promise Packs for Refugees



Children fleeing violence need our help today! Millions are escaping the violence to seek refuge in neighboring countries, yet lack access to basic necessities.

Together with [World Vision](#), we will be building Promise Packs for children in countries impacted by the refugee crisis. Promise Packs are filled with personal care items, a blanket, school supplies, and a note of encouragement. These items provide comfort and care for vulnerable children.

[SIGN UP TO ASSEMBLE PROMISE PACKS](#)

Participate in "Serve the Community" Day



Four times a year we partner with other churches and host a Serve the Community Day. There are a variety of projects throughout the community that you can be involved in - painting homes, cleanup projects, preparing and serving a meal at the soup kitchen, collecting food for the community food pantry, and much more.

There are lots of family-friendly service activities to choose from.

[SIGN UP FOR THE NEXT "SERVE THE COMMUNITY" DAY](#)

Praying as a Family



Meal Prayers for All Occasions

Evelyn Prayers (from [BuildFaith.org](#))

Many families say grace before a shared meal, usually dinner. But what about the other times that we nourish our bodies? I decided to write several new prayers - often built around a classic line - to capture the spirit of a new item. I've also included a few old standards. Below are prayers and blessings over food for many different occasions and meals.

At Breakfast

God, with this food, you give us strength. Thank you. Give us a vision for the hours ahead and help us to use this day to glorify you.

At Home Alone

Good Shepherd, be the guest at my table today. May this food refresh my body as you restore my soul. Lead me in the paths of gratitude, today and always.

At Home with Others

1. O God, thank you for this food. Help us to be good stewards of your bounty, for your glory and the blessing of others.
2. Bless our home. Bless this food. Feed our spirits with the bread of life, and help us to know your peace at this table, then as we work and play and sleep.

At a Picnic

God, thank you for the opportunity to gather outdoors, to celebrate the joys of your creation: the fresh air, the colorful trees, the tasty food, our sociable companions. Bless this meal and our time together. Teach us again, this day, to accept your gifts with grateful hearts.

At a Sickbed

God, thank you for this food and its nourishment. Transform it to healing strength and energy, for your glory.

At a Community Gathering

At this abundant table, we thank you, the giver of all good gifts. We also thank the farmers, the cooks, and the servers for their time and attention. Bless them and all of us gathered here, and teach us more about gratitude—for conversation and community, for taste and smell, for life and laughter.

Grace after Meals

(If the entrée is over before you've remembered to say grace, you can claim the ancient Jewish custom of praying after the meal - see Deuteronomy 8:10.)

God, we thank you for all the good we have received, especially the satisfaction and nutrition of this food. As it restores our energy, revive our spirits, so we can serve and glorify you today.

A Rhyming Classic

Heavenly Father, great and good,
We thank you for this daily food.
Bless us even as we pray;
Guide and keep us through this day.

Revived by Godspell (M. Claudius; trans. J. M. Campbell; public domain)
All good gifts around us are sent from heaven above;
Then thank the Lord, O thank the Lord, for all his love.

From Psalm 92

It is good to give thanks to the Lord, to sing praises to your name.
We declare your steadfast love in the morning and your faithfulness at night.

Collect Food for the Hungry



On the second weekend of each month our church collects food for the community food pantry. Please pick-up a bag and together with your children, bring food from your pantry or shop for the canned goods at the grocery store.



Faith at Home

We are living busy lives—busier than ever—juggling work, family, volunteering, and all our other obligations. It can be hard to find the time just to hang out and relax as a family—let alone spiritually nurture our kids and ourselves. We hope this will help. Faith at Home is designed to offer support and encouragement for living and sharing our faith in our everyday lives. We have reflections on parenting, some ideas for nurturing faith, and some fun stuff too. Let us know what you think, and we'd love to hear about more helpful resources and ideas!

- [ALL](#)
- [BLOGS](#)
- [BOOKS](#)
- [COMEDY](#)
- [EASTER](#)
- [EPIPHANY](#)
- [HEALTH](#)
- [LENT](#)
- [PARENTING](#)
- [PODCASTS](#)
- [PRACTICES](#)
- [RELATIONSHIPS](#)
- [SABBATH](#)
- [SIMPLE WISDOM](#)
- [SUMMER](#)
- [VIDEOS](#)
- [WORK](#)

"Its the Best Time of Your Life"

I visit a lot of older people in my line of work and one of the things over and over is, "This is the best time of your life. Enjoy it." As they move on their lives, they absolutely treasure the time when their children are growing up. They know that I'm busy and sometimes frazzled with work and family. And so, they remind me to slow down and savor the moments with the kids because it won't come again. It is really hard to remember the joy of getting everyone fed, homework done, shuttling kids to practice and doctor's appointments. So, I am grateful for these older women who remind me to slow down, breathe deep, and savor the moments that are the same for you. -Keith

Collect Rocks, Spread the Love

Collecting rocks must be one of the most low-tech summer activities but The Kindness Rocks project turns it into something beautiful. It takes that simple act of collecting rocks and uses it to spread the love. Check out the video below. You may want to try it with your family. [Read more about the Kindness Rocks Project here.](#)

Find Your Slow Summer, Take the 6 Second Challenge, with the Salt Project

Are you running out of things to do yet this summer? Check out the [Slow Summer](#) printable resource from [The Salt Project](#).



It's a \$5 download, which you can print at home filled with activities and reflections for families and kids.

Also from The Salt Project comes the Six Seconds Challenge. Think you are too busy? Think again. "In six seconds you can change with world."



The Kindness Rocks Project: Collect Rocks, Spread the Love

Collecting rocks must be one of the most low-tech summer activities there is, but The Kindness Rocks project turns it into something beautiful. It takes that simple act of collecting rocks and uses it to spread the love. Check out the video below. You may want to try it with your family. [Read more about the Kindness Rocks Project here.](#)



[READ MORE](#)

Will Wheatley: Seven Things I Did to Reboot

Faith at Home: God is Love (Feb)

Stories to Print and Read



Jesus Loves the Children from Lambsongs to print and read

Jesus Love the Children story to print, assemble, and color by Lambsongs



Jesus Loves Me story from Lambsongs to print and read

Jesus Loves Me story to print, assemble, and color by Lambsongs

I Love My Bible

By Jill Hering
Illustrated by Richard Gardner



I Love My Bible story from Lambsongs to print and read about how God loves us.


I Love MY Bible story to print, assemble, and color by Lambsongs

Activities

Jesus Love's Me BINGO
[www.lambsongs.com](#)



[Jesus Loves Me printable Bingo](#)



[Jesus Love You printable matching heart folder game](#)



VEGGIETALES - JESUS LOVES ME



[Printable Love File Folder Bible Game](#)

God is love coloring pages

[God is love stain glass coloring picture](#)
[Measuring God's love coloring picture](#)
[Jesus loves the children coloring picture](#)
[Children of God coloring page](#)

#2. Milestones throughout Life



1. Ritual and blessing
2. Home celebration/blessing
3. Learning program –
4. Symbol
5. Supporting continued growth

Milestones

- ✦ Birth / Baptism
 - ✦ Baptism anniversaries
 - ✦ First prayers
 - ✦ First Bible stories
 - ✦ Starting school year
 - ✦ Receiving a first Bible
 - ✦ First Communion
 - ✦ Confirmation
 - ✦ Graduation
1. Church ritual/blessing
 2. Home celebration/blessing
 3. Learning program – at church or home
 4. Symbol
 5. Supporting continued growth

Forming Faith through Milestones

1. a ritual celebration or a blessing marking the milestone with the whole church community
2. a home ritual celebration or blessing marking the milestone
3. a learning program, often for the whole family or intergenerational, that prepares the individual and the whole family for the milestone and for faith practice at home
4. a tangible, visible reminder or symbol of the occasion being marked
5. resources to support continuing faith growth and practice after the milestone

Forming Faith through Milestones

Preparing

- What types of experiences, programming, activities, and resources will you develop to prepare people for the event?

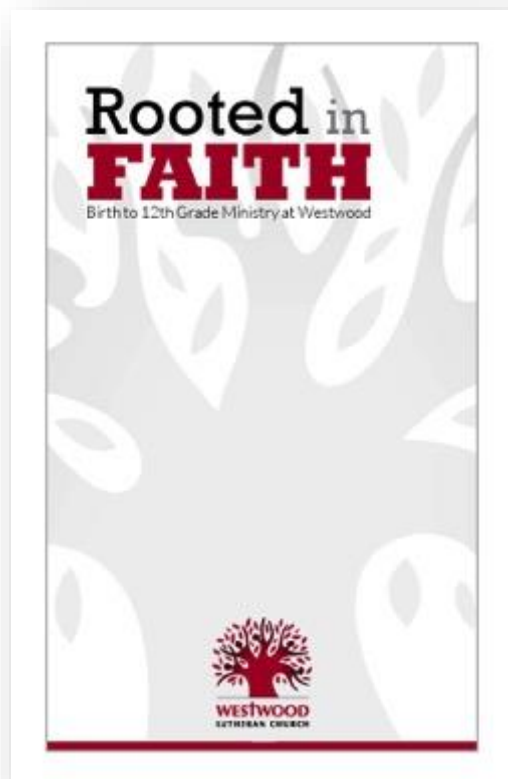
Experiencing

- How will you design the event?
- How will you engage age groups, families, and the faith community?

Living

- How will you sustain/extend the event?
- What types of experiences, programs, activities, and resources will you offer people?

Forming Faith through Milestones



First Year – Baptismal Remembrance (A Gathering for newly baptized)

Toddlers – Creation (Care for the World God made)

Pre-School One – Bible (Receive a Story Bible)

Pre-School Two – Worship (Proclaim Christ and help in worship)

PreK/K – Service (Serve your neighbor as Jesus commanded)

1st Grade – Lord's Prayer (Learn about prayer)

2nd Grade – First Communion (Share in the Lord's Supper)

3rd Grade – Bible (Receive a more age-appropriate Bible)

4th Grade – Baptism (Learn about Lutheran Baptism)

5th Grade – Ten Commandments (What do they really mean?)

6th Grade – Apostle's Creed (What do Lutherans believe?)

7th Grade – Bible (Receive a Bible with commentary & questions)

8th Grade – Elder Wisdom (Faith through the generations)

9th Grade – Sexuality (Loving and serving our neighbor)

10th Grade – Affirmation of Baptism (Public affirmation of promises)

11th Grade – Vocation (Live among God's people with care)

12th Grade – Real World (Tools for living on own, importance of faith)

Rituals & Milestones

celebrate meaningful, memorable moments in your family

Baptism Anniversary



Share with each of your children the story of their baptism day to celebrate their new life in Christ and embrace their relationship with God as their Father and Creator. [Go to Vibrant Faith at Home for the instructions and worksheets.](#)

Starting School



Going off to Preschool or Kindergarten or First Grade for the first time is an exciting milestone for children and their families. As children prepare to venture out from home and begin a new routine at school, they'll hear Jesus' promise to be with them always. Together, the family will create a visual reminder of Jesus' great love for children. [Go to Vibrant Faith at Home for the instructions and worksheets.](#)

Getting Ready to Worship



Getting out the door to make it to worship on time can be a trying experience for parents and children. Create a preparation ritual to help your family get ready to worship at your church, whether on Sunday morning, Saturday night, or during the week. [Go to Vibrant Faith at Home for the instructions and worksheets.](#)

Birthday Celebrations



Prayer

God, we come today to give thanks to you for creating the life of ____ (name). We ask your blessing on ____ (name), that he/she may continue to honor and praise you by using the gifts and talents you have given him/her. We ask that ____ (name) continue to grow in age, wisdom and grace - as Jesus grew.

Scripture Reading

Be thankful. Let the word of Christ dwell in you richly, as in all wisdom you teach and admonish one another, singing psalms, hymns and spiritual songs with gratitude in your hearts to God. And whatever you do, in word or in deed, do everything in the name of the Lord Jesus, giving thanks to God the Father through him. (Letter of Paul to the Colossians.)

Prayer

Through Baptism, (name) entered God's special life of love. On this special day of remembrance we ask that (name) may be faithful to God's love and trust; may make good choices in life; may continue to grow in age, in wisdom

Forming Faith through Milestones



A graphic for the High School Graduation Milestone. It features a collage of images: a hand holding a rolled diploma, an open Bible, and a graduate in a black cap and gown with a green stole, praying with hands clasped. The Milestones Ministry logo is in the top left. A circular icon with a hand and the text 'MAY 2016' is in the bottom right of the collage.

+

High School Graduation Milestone: Equipping Graduates for the Journey

Desired Outcomes

- Connect a graduate's choices for an intentional faith journey with all the other new choices for his or her future.
- Reaffirm the graduate's and his or her family's commitment to new ways of staying in touch with faith traditions at home and in the congregation.
- Experience blessings that keep the graduate in the love and grace of family, congregation and God.
- Receive a fun-filled laundry bag of handy items or other gifts as a practical reminder of the faith-filled community that wishes to surround the graduate in the new journey.

© Copyright 2015 Milestones Ministry, LLC. All rights reserved.



A graphic for the Mission Trip Milestone. It features a collage of images: a young man and woman holding a box of supplies, and a group of people working on a garden bed. The Milestones Ministry logo is in the top left. A circular icon with a cross and the text 'MISSION' is in the bottom right of the collage.

+

Mission Trip Milestone: Community Blessings at Home and Away

Desired Outcomes

- Experience the mission trip as a faith journey by many although traveled by only a few.
- Support those on the mission trip with prayer from the home community.
- Encounter new places, people and experiences in a unique faith journey.
- Learn to serve others as an important Christian practice while gaining insights into how others live and experience God in their own lives.
- Gain a new understanding and appreciation of the Christian faith.

© Copyright 2015 Milestones Ministry, LLC. All rights reserved.

Forming Faith through Milestones



MILESTONES MINISTRY

Each generation will reap what the former generation has sown.

— Proverb



Family Reunion Milestone Moment

Milestones Ministry brings an awareness of the presence of God to individuals of all generations by recognizing the home as church, too. Milestones Ministry provides a clear and usable model for congregations, homes, and community to connect faith formation resources with daily life experiences. The rich variety of life experiences represented in Milestones Ministry does the essential ministry of the church: promoting Christian faith formation with family, friends, and others with whom we can reach.

When a family gathers for a reunion, it is a wonderful blessing that provides an opportunity to embrace the past, talk about the present, and dream about the future. It is a time for renewing relationships and meeting new members of the family. This milestone is a good time to reflect on past generations and the lives of those who have gone before. There has been a history specific to each participating household that includes disappointments, joys, and hopes. It is important to be sensitive to a wide variety of experiences. This Milestone Moment offers an opportunity for family members to be excited about traveling side-by-side into the future with the encouragement that the Christian faith has brought and cushions to bring to families.

Milestones incorporate a simple structure that includes naming, equipping, blessing, gifting, and reinforcing so that the Milestones Ministry Moment has a greater chance to take deeper root in lifelong faith formation.

Being at a family reunion creates an opportunity to pause and recognize and celebrate the importance of the extended family. Providing an opportunity to experience God's presence in this moment is important. This Milestone Moment incorporates a simple structure that includes:

Naming – It is important to recognize the significance of family reunion. It helps to identify the generations of families as descendants of a particular family lineage.

Equipping – This Milestone Moment encourages caring conversations that draw out memories and stories of the present and past among family members and encourages the renewing of relationships.

Blessing – Praying with and for one another and remembering those who have gone before us is a witness to the longevity of the family and its faith history through the generations.

Gifting – Giving a tangible gift like pictures, a T-shirt, or other memorabilia will help all be reminded of this milestone for many years to come.

Reinforcing – It is a good idea to follow up after the Family Reunion Milestone Moment by exchanging phone numbers, email addresses, and/or creating a Facebook page to stay in touch with one another throughout the year and to help plan a future reunion.

Four Keys for Practicing Faith

- Caring Conversations
- Devotions
- Service
- Rituals and Traditions

© Copyright 2016 Milestones Ministry, LLC. All rights reserved.



Retirement

"Retirement is not a destination, it is a journey."

— Richard L. Morgan

Retirement Milestone: A Major Life Transition

Desired Outcomes

- Mark and acknowledge retirement as an important rite of passage.
- Celebrate a person's contributions and work in daily life to his or her faith community.
- Name a person's gifts, skills and life experiences.
- Link God's story with the retiree's vocational story.
- Share the retiree's wisdom and faith with all generations.
- Surround retirees with insurance and support to discern God's call to continued service or "re-invention."

© Copyright 2015 Milestones Ministry, LLC. All rights reserved.

#3. Celebrating Seasons

Calendar Year

- New Year's Eve and Day
- Martin Luther King Jr. Day
- Valentine's Day
- St. Patrick's Day
- Earth Day
- Mother's Day
- Memorial Day
- Father's Day
- July 4 – Independence Day
- Labor Day
- Start of School
- Halloween
- Thanksgiving

Church Year

- Advent
- Christmas
- Epiphany
- Ash Wednesday
- Lent
- Holy Week
- Easter
- Pentecost
- St. Francis Day–Blessing the Animals (October 4)
- All Saints and Souls (Nov 1-2)

Seasons of the Year



The seasons of the year offers a variety of opportunities for families to celebrate, learn, and have fun together. We have selected one family activity for each month of the year, reflecting the calendar seasons and the church year seasons.

1. **January:** Martin Luther King Jr.
2. **February:** Ash Wednesday
3. **March:** The Real St. Patrick
4. **April:** Easter and New Life
5. **May:** Mother's Day
6. **June:** Vacation Travel
7. **July:** Independence Day
8. **August:** Back to School
9. **September:** Fall Harvest
10. **October:** A Helping Halloween
11. **November:** Thanksgiving
12. **December:** Christmas is Coming!

January: Serving Others



Observe Martin Luther King, Jr. Day of Service—held on the third Monday of January—with your family. Warm the hearts and feet of people seeking help from emergency shelters with socks and personal hygiene supplies.

Try this activity with your family. For instructions follow this link to [Vibrant Faith at Home](#).

February: Praying through Lent



Teach your child(ren) a new prayer (or two) over the course of the 40 days of Lent by taping it by their bed and praying it together every night at bedtime.

Try this activity with your family. For instructions and the special worksheet follow this link to [Vibrant Faith at Home](#).

LENT ACTIVITIES FOR THE HOME

March: The Real Patrick



Saint Patrick was a real person, born in Britain in the year 385 C. E. He was once a slave, then ultimately a priest in Ireland. He brought many people to God at a time when many had turned away from the Lord.

Try this activity with your family. For instructions and the special worksheet follow this link to [Vibrant Faith at Home](#).

April: New Life



The popular custom of coloring Easter eggs comes from an ancient Christian practice of dying, cracking, and feasting on eggs as an Easter celebration. Instead of randomly coloring eggs, draw names to decorate (and hide) eggs for one another.

Integrate Online & Gathered 40-Day Lent Curriculum

Church →	Daily & Home	← Online
<ul style="list-style-type: none"> • Ash Wednesday • Lenten Sunday liturgies • Stations of the Cross • Lenten prayer • Lenten retreat • Lenten service • Lenten soup suppers 	<ul style="list-style-type: none"> • Fasting • Praying • Service/Almsgiving • Lectionary reflection • Family Lenten activities 	<ul style="list-style-type: none"> • Lenten learning resources • Lenten calendar • Daily Lenten prayer • Weekly table prayer • Video resources • Online retreat experience

Example: Earth Day

Community	Church	Home
<ul style="list-style-type: none">• Community cleanup• Planting a community garden• All ages workshop on caring for creation• Story time at the library on environmental awareness	<ul style="list-style-type: none">• Ecumenical prayer service• Intergenerational program on theology of caring for creation• Church audit• Global project for whole community	<ul style="list-style-type: none">• Recycling activities• Planting a family garden• Meal time creation prayer• Daily Bible verses for April• Children's activities• Storybooks and videos• Home audit

#4. Encountering God in the Bible

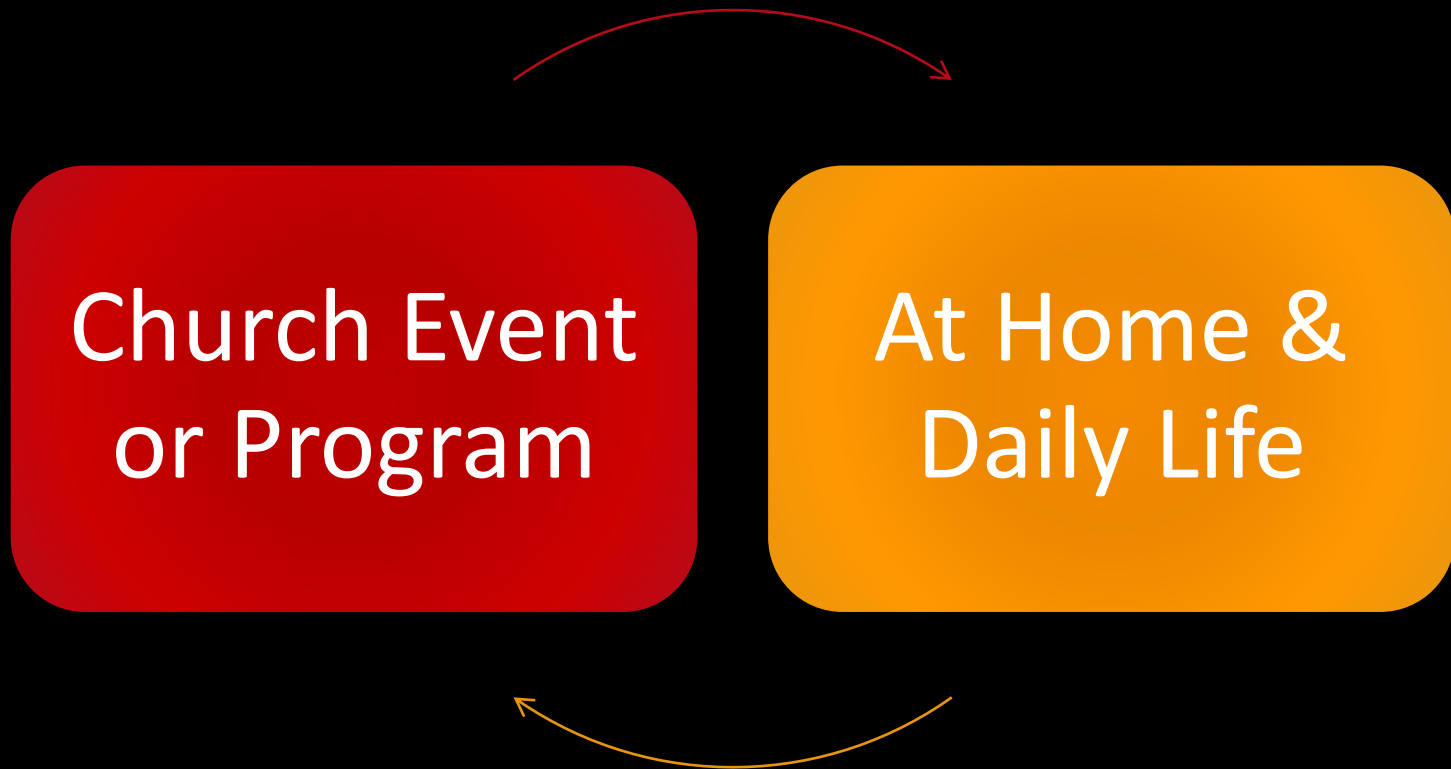
1. Scripture in Sunday Worship
 - Lectionary
 - Sermon Series
2. Exploring the Bible—Family or Intergenerational Programs
 - A Tour of the Old Testament
 - A Tour of the Gospels
 - Walking with Jesus
 - Journeys of Paul

Encountering God in the Bible

Scripture in Sunday Worship Intergenerational & Home Faith Formation

September:	24 th Sunday in Ordinary Time
October:	28 th Sunday in Ordinary Time
November:	32 nd Sunday in Ordinary Time
December:	2 nd Sunday of Advent
January:	Baptism of the Lord Sunday
February:	1 st Sunday of Lent
March:	Palm Sunday
April:	4 th Sunday of Easter
May:	Holy Trinity Sunday

Extend the Event



Practical Strategies

1. Develop a family faith formation website.
2. Seasonal family festivals and gatherings.
3. Connect to Sunday worship.
4. Schedule a yearlong plan for milestones.
5. Make faith practices a seasonal focus.
6. Create family immersion experiences.
7. Develop a monthly seasonal event.

Family Camp



Join us for an intergenerational "Adventure Anchored in Christ." This special camp provides grandparents and grandkids with adventure-filled days to pray and play together. Life-long memory-making adventures can be expected!

Grandparents and grandkids entering 1st – 4th grades will stay in the comfortable, adult-friendly accommodations of the Christian Center, but spend their days at Pelican Lake. Feel free to bring your motorhome if you prefer.

2018 FAMILY CAMPS



Imagine a powerful Bible camp experience for all ages – from infants to seniors, and everyone in-between, not just a camp for kids. We've been doing this for almost 80 years! This year we have seven camps to choose from, each one will fill you and your family with an authentic joy and peace that comes only from experiencing the gospel at camp.

We gather together as a community, families and staff from around the nation and even world. Come play, study, and grow in this beautiful, Spirit filled place. Click on camp week # to find out more information and to register.

Tentative Schedule – subject to change. Note: ALL of our 2018 Family Camps will include elements of the "FAMILY BLAST" model we introduced last summer!

Family Mini-Camp #1

June 21-24 – Family Blast Sampler

The Abundant Life

With Ryan Braley, Jonathan & Jana Swenson, Dan Baker.

Special outdoor concert with Peder Eide on Friday Night

Family Camp #2

June 30- July 6 – Family Blast

Ephesians: Wake Up Week! + Youth Musical

with Nate Hoff, Dave Wollan

Special Musical for Youth/Children

Family Camp #3

July 7-13

The Mission of God in the Old Testament

with Beth Elness-Hanson, Carl Billings, & Jillian Jones

Family Service



#5. Equipping Parents

Equipping parents and grandparents with the knowledge and skills necessary for faith-forming: how to transmit faith and values to their young people, how to become a Christian role model, and how to build a community of faith at home that nurtures faith growth in the young.

Developing a Strong Family Life

Developmental Relationships – Search Institute



Express Care



Challenge Growth



Share Power



Expand Possibilities



Provide Support

What Makes a Difference

1. Parents participated in mission trips.
2. Parents participated in service projects.
3. Parents frequently shared Christ with unbelievers.
4. Parents personally read the Bible several times a week or more.
5. Parents encouraged their teen to serve in the church.
6. Parents typically asked for forgiveness when they messed up.
7. Parents encouraged their children's unique talents and interests.
8. Parents attended churches that emphasized what the Bible says.
9. Parents taught their children to tithe.

Developing Strong Family Life

Family Life Programming

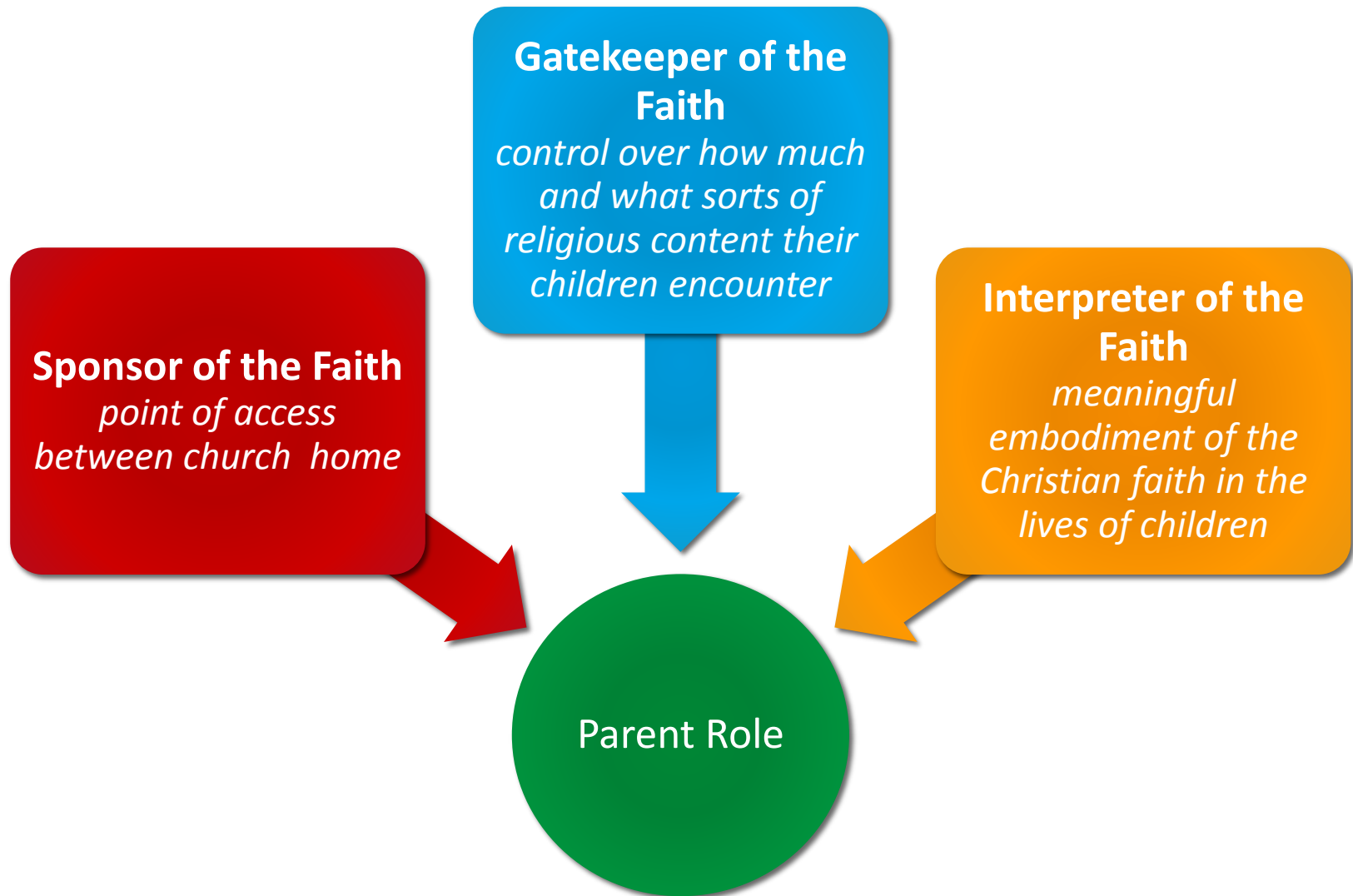
1. Communicating effectively
2. Establishing family routines: family meals, shared activities, daily commitments
3. Celebrating meaningful traditions and rituals
4. Discussing tough topics
5. Making decisions and solving problems as a family
6. Learning how to build strong relationships and express care for each other
7. Developing the strengths & potential of children & youth
8. Supporting each other: encouraging and praising, giving feedback, standing up for each other
9. Treating each with respect and dignity

Empowering Parents

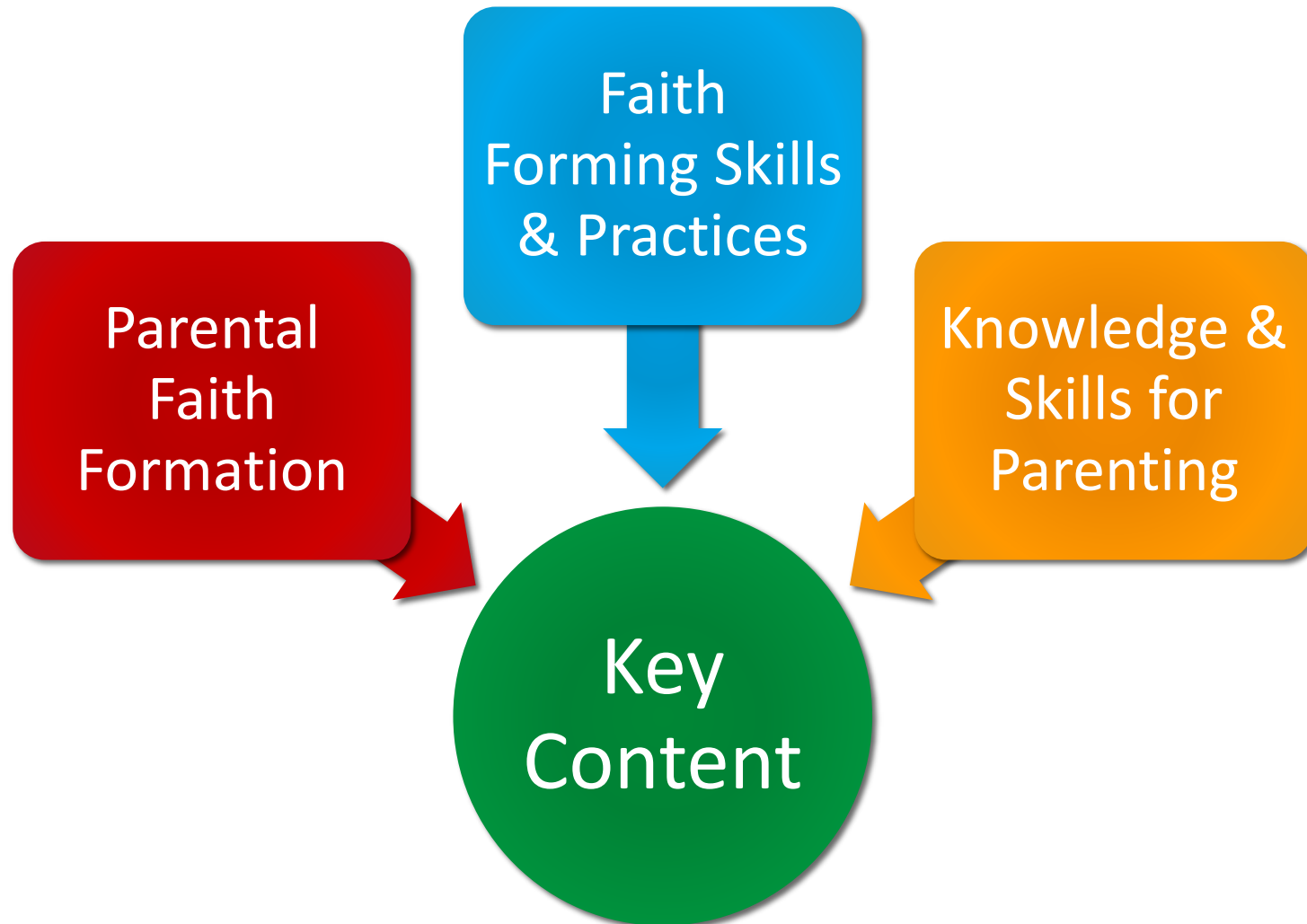
Competencies

- ✓ Expressing care, love, affection, and support for children
- ✓ Balancing time and commitments, managing stress
- ✓ Practicing healthy relationships
- ✓ Disciplining children and learning discipline practices
- ✓ Creating a warm, caring supportive family.
- ✓ Set boundaries and high expectations for children
- ✓ Managing technology and media use
- ✓ Challenging children to grow and continuously improve
- ✓ Providing support to help children complete tasks and achieve goals
- ✓ Sharing power with children so that their voice is heard and they share in making decisions.
- ✓ Expanding possibilities and connecting children to opportunities for growth
- ✓ Developing emotional communication skills
- ✓ Developing positive parent-child interaction skills
- ✓ Learning to respond consistently to their child

Three Parental Faith Roles



Empowering Parents



Parent Programming

1. Parent website
2. Parent programs
 - Progression of parent workshops, webinars, or courses through the life cycle
 - Incorporate parent formation and education into congregational events that already engage parents
 - Provide targeted programs of theological and biblical formation
 - Add a parent-only component to family-intergenerational learning programs
 - Add a parallel parent experience to the existing children/teen program
 - Add a parent component to vacation Bible school in the evenings or online.
 - Provide online faith formation for parents
3. Laboratory experiences
4. Parent mentors
5. Life cycle or affinity groups for parents

Suggestions for Programming

1. Address diverse spiritual-religious identities of parents.
2. Have parents practice new skills with their own children during program sessions.
3. Design programs that engage parents in the learning experience.
4. Use a variety of environments and methods to engage all parents, anytime and anywhere.
5. Use online platforms and digitally enabled strategies.
6. Give parents a plan.

Application

Analyze the ways that your congregation nurtures the faith of the family and equips parents.

- What are the strengths in your congregation?
- What are the areas that need improvement or attention in your congregation?
- What are the areas where new initiatives need to be created?

Develop ideas for improving the your congregation's response to families and parents using the ideas contained in the five strategies. Build on your current strengths and identify new initiatives that you want to implement. Review the strategies before you begin.

- #1. Nurturing Family Faith Practices
- #2. Celebrating Milestones
- #3. Celebrating the Seasons of the Year
- #4. Reading the Bible through the Year
- #5. Equipping Parents and Grandparents as Faith Formers