



VISION TO REALITY

DEVELOPING LIFELONG FAITH FORMATION
FOR ALL AGES & GENERATIONS

Workshop #3 – Designing Faith Formation
John Roberto, Vibrant Faith

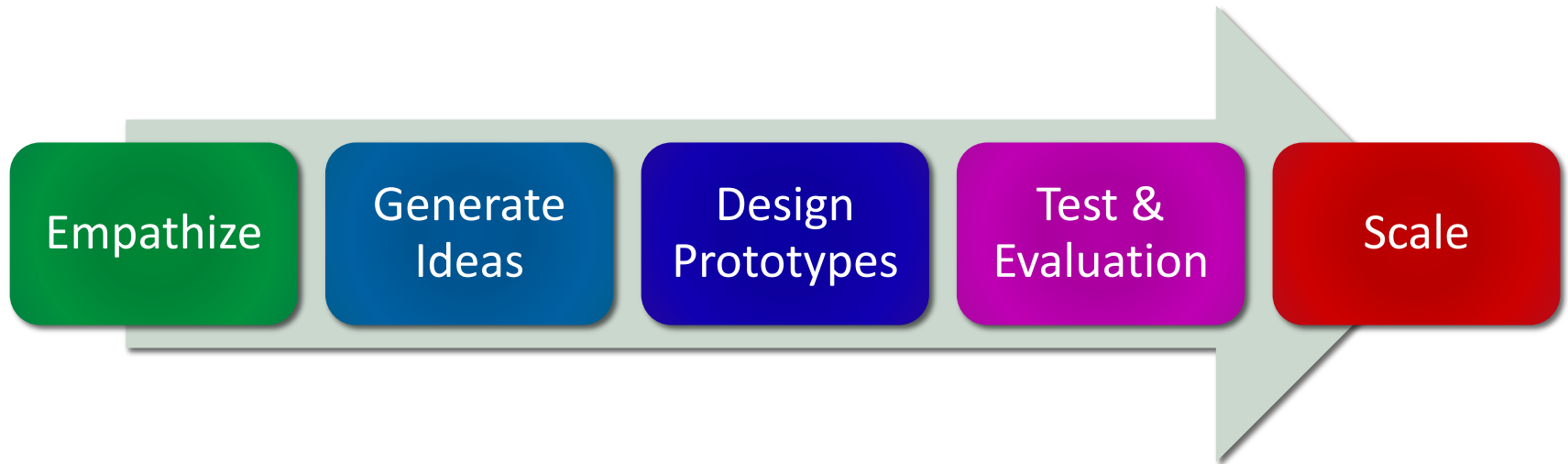
John Roberto
Vibrant Faith Leadership Team
jroberto@lifelongfaith.com

www.LifelongFaith.com
SeasonsofAdultFaith.com
FamiliesattheCenter.com
www.VibrantFaith

Program #3. Designing Faith Formation

1. Describe the audience.
2. Develop creative responses.
3. Identify potential directions.
4. Design for the four religious-spiritual identities.
5. Personalize the process and the faith formation offerings with a variety of content, methods, times, and formats designed to engage all people.
6. Use digitally enabled and connected strategies to enhance and expand faith formation.
7. Design a website platform and a social media strategy.
8. Develop the complete faith formation plan, implementation steps, and timeline.

Developing a Plan



| Year One | | Year Two | | Year Three | |
|----------|--|----------|--|------------|--|
| | | | | | |

Projects

- Parents of children [0-confirmation]
- Needs assessment with families / what we offer / digital
- Sacramental preparation for Baptism, First Communion and Confirmation, couples preparing for Marriage [questionnaire + respond to people's needs]
- Add parent/grand to confirmation – one-day retreat
- Help young people integrate into parish life / roles
- Reconfiguring sacramental prep – opportunities for parents (face to face and online) – fit into their lives
- Grand Camp (July)
- Developing family discipleship groups, parents with children/teens + grandparents, on-the-job training in discipleship, engagement / start with confirmation
- Saturday school (children-teens), sacraments, digital during the week
- Confirmation – more intergenerational, retreat, online tool, connection,
- Evangelization meetings: at church + outreach; involve in church activities

Questions/Concerns/Roadblocks

- Developing a registration form that will help us put the family in the session best suited to them
- Organizing small groups (family type, mixed groups?) & numbers
- Ideas of where to find video clips with parenting suggestions
- Change sacramental structure (Confirmation)
- Access to digital
- How to get people's attention
- How to motivate / engagement
- Resistance of parents to being part of program
- Parish website + faith formation website
- How to use Formed / Using Flocknote
- Loss of sense of community
- Developing younger leaders
- Confirmation: get buy-in from the school
- Language barriers / communication

Structuring Programming

1. Child programs
2. Parent programs
3. Family-centered experiences
4. @ Home activities
 - Seasons of the year
 - Rituals and milestones
 - Learning the tradition
 - Prayer and spiritual formation
 - Reading the Bible
 - Service, justice, care for creation

Examples

Worship & All Ages Faith Formation



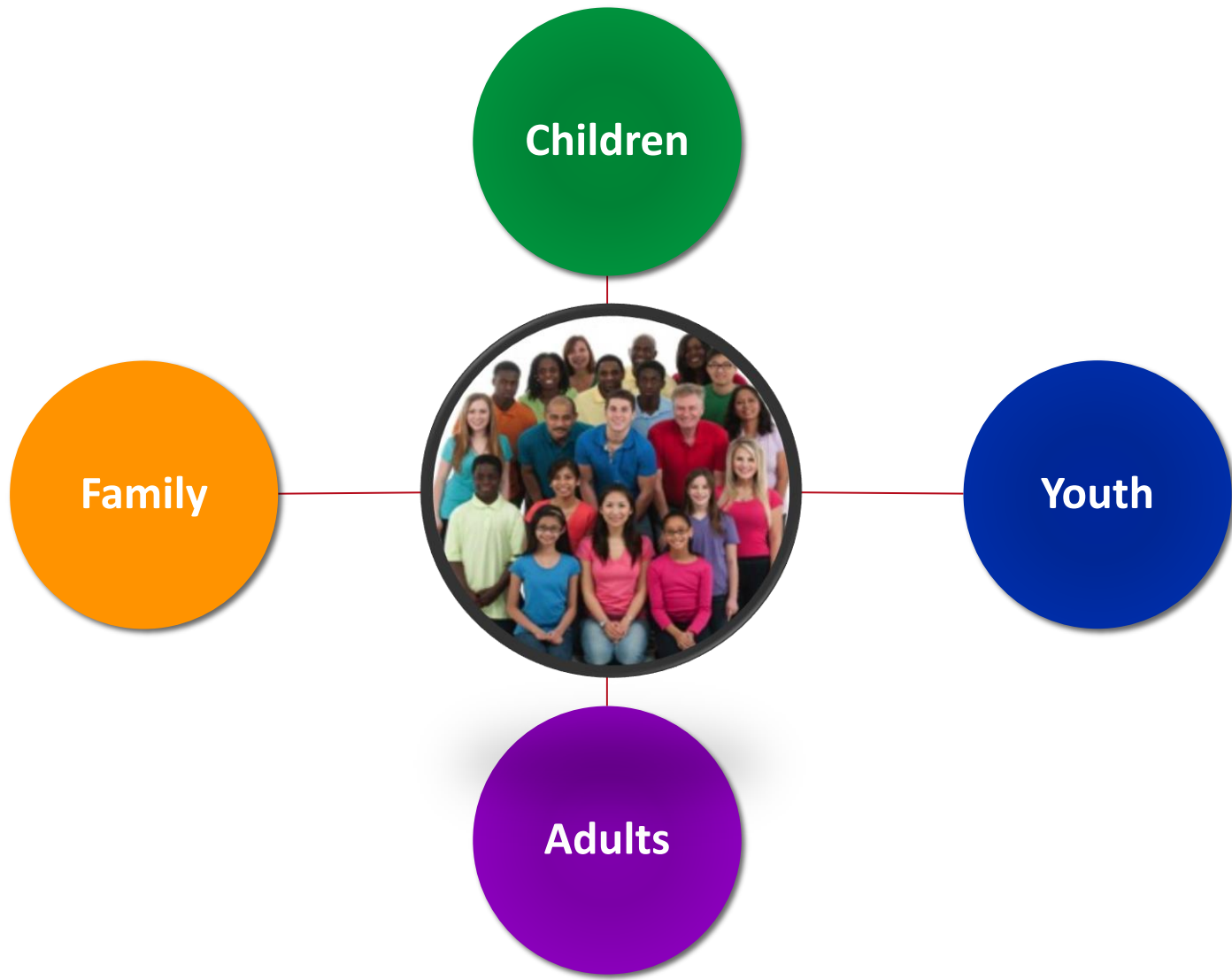
Worship Theme

- Readings
- Homily/Sermon
- Podcast

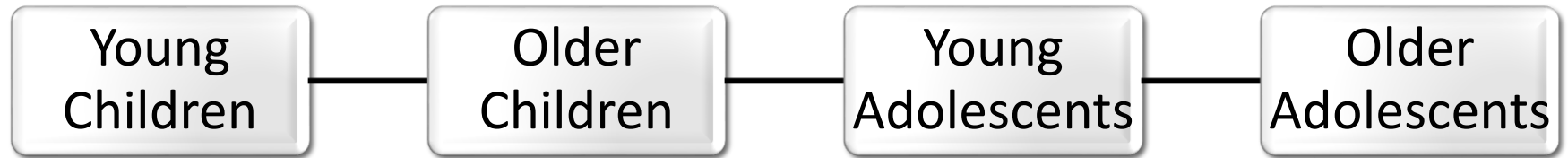
Family Youth Adults

- Scripture
- Learn
- Watch / Listen
- Read
- Prayer
- Live

Intergenerational Faith Formation

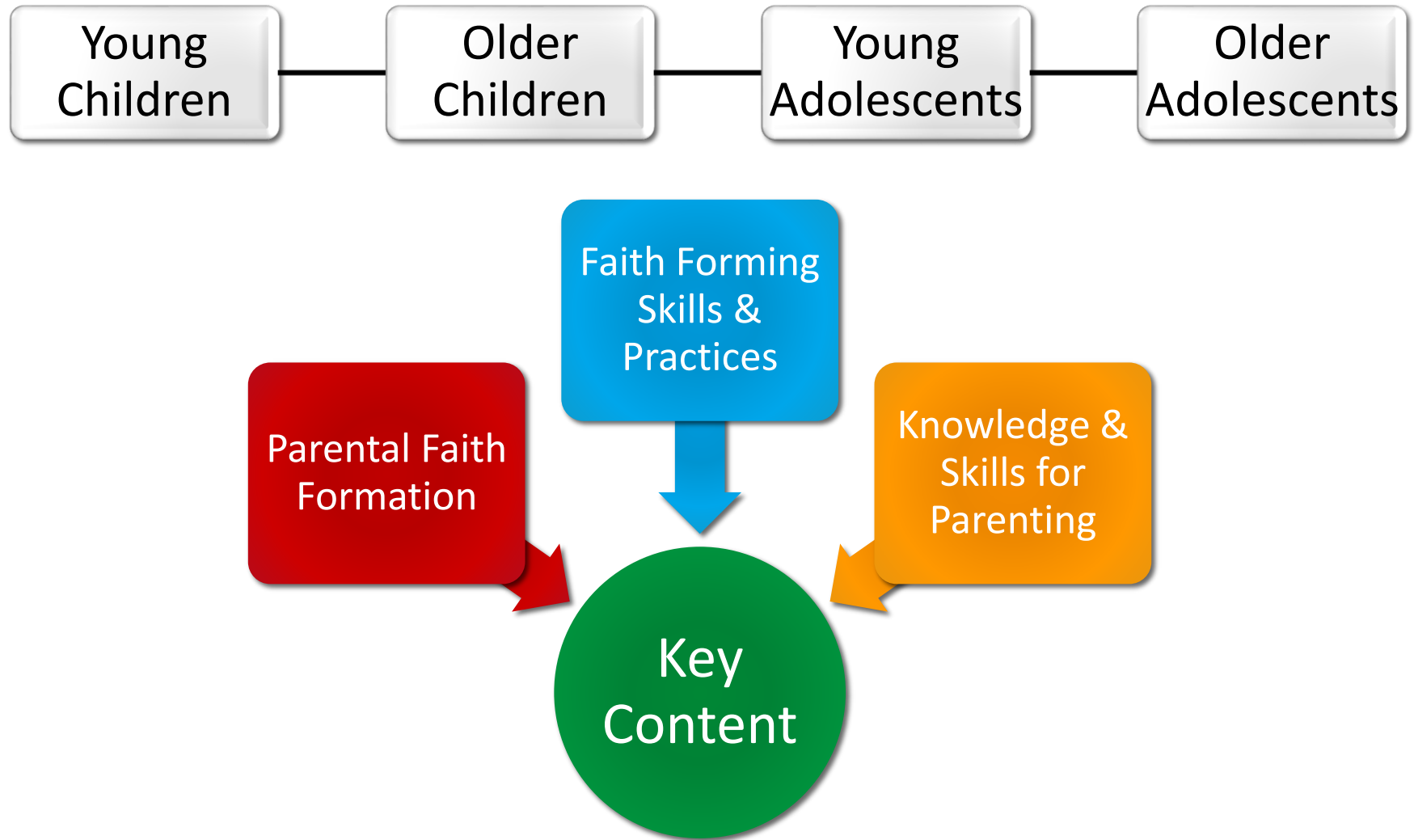


Family Faith Formation @ Home & Church



1. Seasons of the year
2. Rituals and milestones
3. Learning the tradition
4. Prayer and spiritual formation
5. Reading the Bible
6. Service, justice, care for creation


Parent Faith Formation @ Home & Church



Sacramental & Milestone Faith Formation

Preparing

- What types of experiences, programming, activities, and resources will you develop to prepare people for the event?



Experiencing

- How will you design the event?
- How will you engage age groups, families, and the faith community?



Living

- How will you sustain/extend the event?
- What types of experiences, programs, activities, and resources will you offer people?

Life Stage Faith Formation

Life Stages

1. Young Children & Families
2. Older Children & Families
3. Young Adolescents & Families
4. Older Adolescents & Families
5. Young Adults (20s-30s)
6. Midlife Adults (40s-mid 50s)
7. Mature Adults (mid 50s–75)
8. Older Adults (75+)

Life Stages Design

- ◆ Nurturing faith growth in the intergenerational faith community
- ◆ Nurturing faith growth at home
- ◆ Nurturing faith growth in an age group / peer group setting

Approaches to Lifelong Faith Formation

Age-Specific at the Center

Intergenerational

Children

Teens /
Youth

Young
Adults

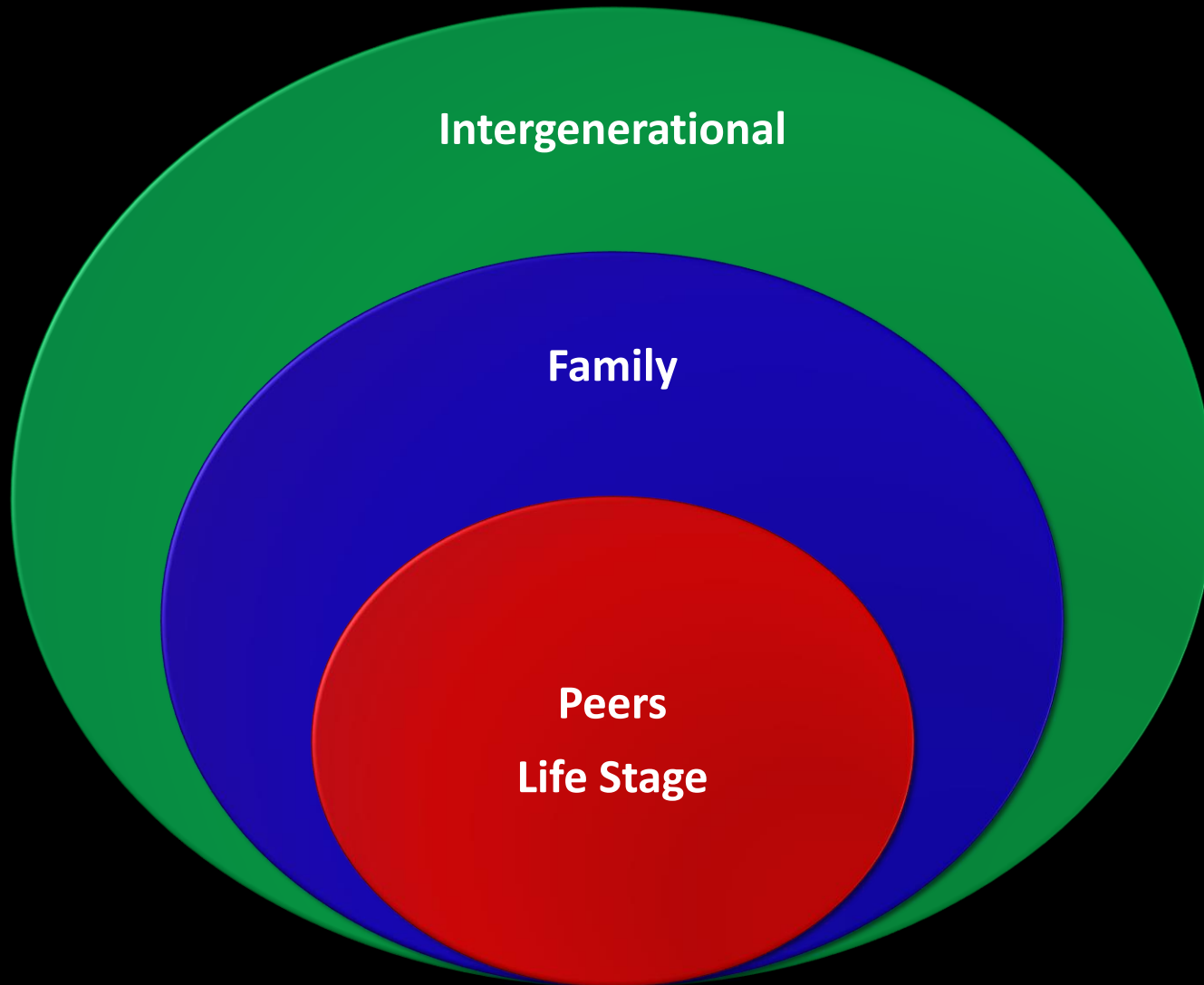
Midlife
Adults

Mature
Adults

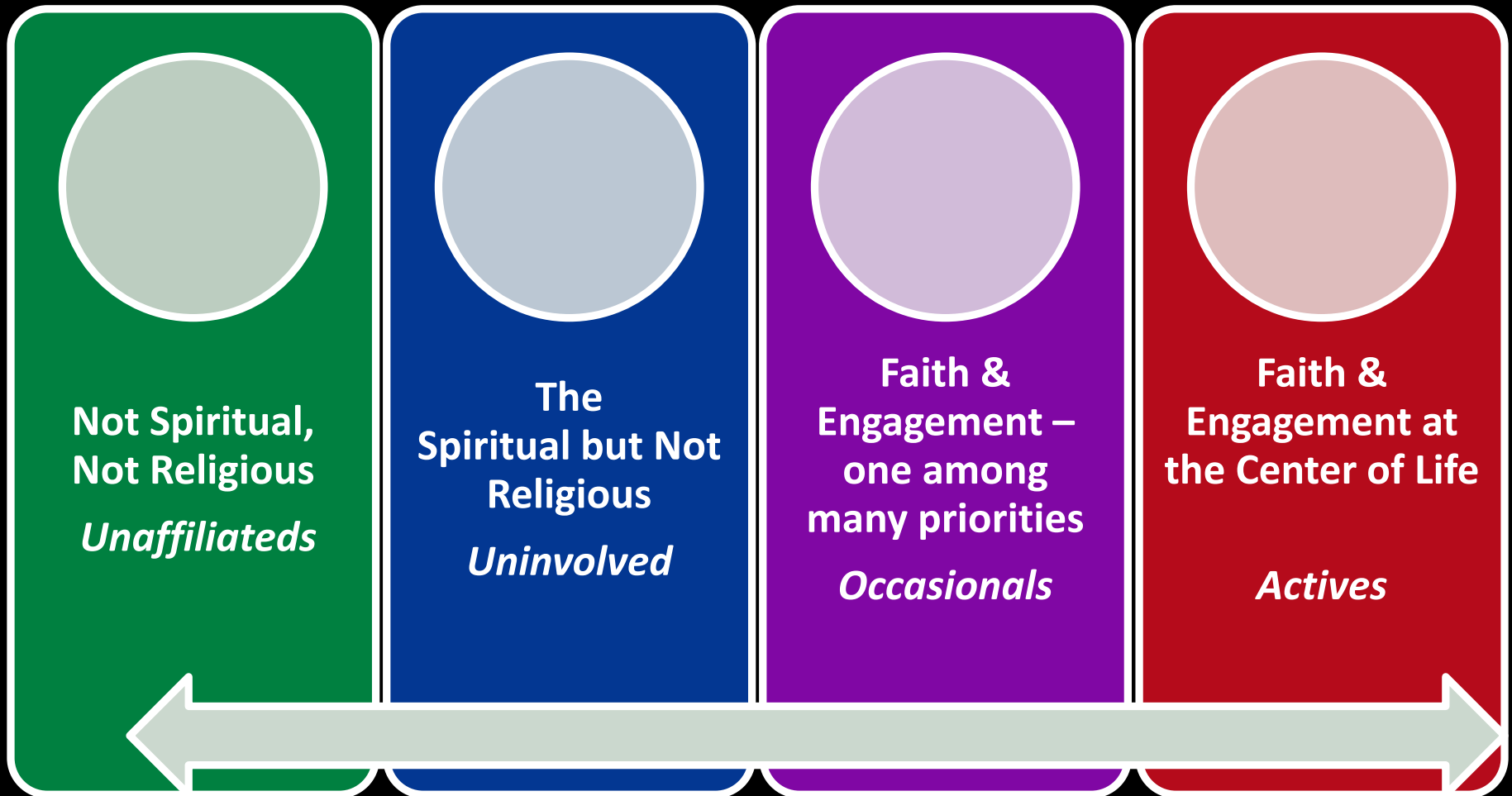
Older
Adults

Family

Faith Forming Environments



A Diversity of Spiritual Religious Identities



Digital Methods for Faith Formation

1. Extend a church event or program
2. Design one event or program, offer it in multiple platforms
3. Prepare for and follow-up an an event or experience
4. Flip a gathered program
5. Integrate online and gathered
6. Create online only experiences
7. Use webinars, Facebook live, podcasts, etc. to deliver programming directly to people

Forming Faith: Intergenerational



Utilize intergenerational events

Infuse intergenerational into existing programs

Connect the generations through new intergenerational
new programs & experiences

Intergenerational Approaches

- ★ **Utilizing** the intergenerational events and experiences of church life (community life events, worship and the lectionary, seasons of the year, service and mission projects, prayer and spiritual formation) as a primary “content” in faith formation.
- ★ **Infusing** intergenerational experiences and relationships into existing programs and activities.
- ★ **Connecting** the generations through new intergenerational programs and experiences that bring together all of the generations for learning, celebrating, praying, reading the Bible, serving and working for justice, and worshipping.

Worship & All Ages Faith Formation



Worship Theme

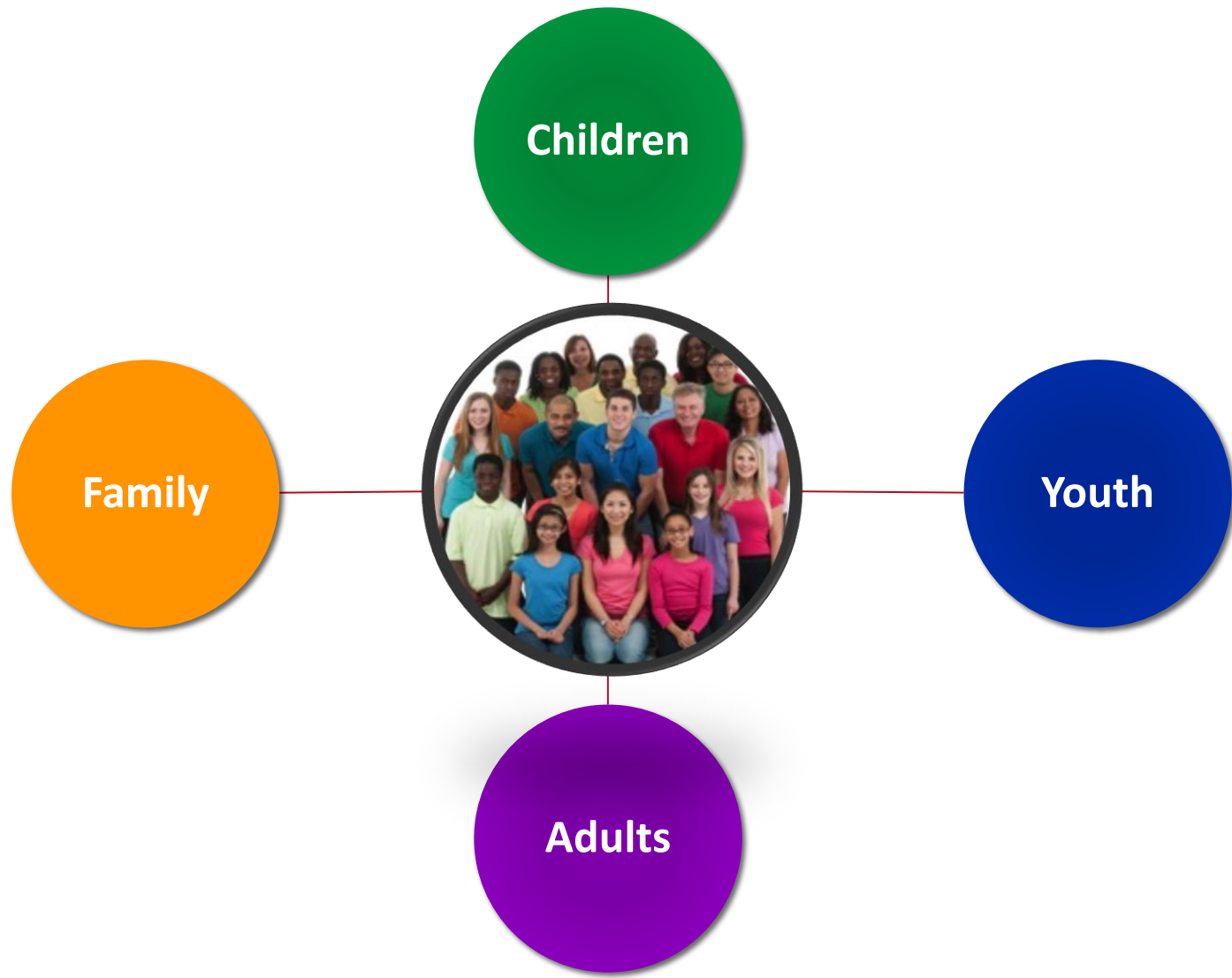
- Readings
- Homily/Sermon
- Podcast

Family Youth Adults

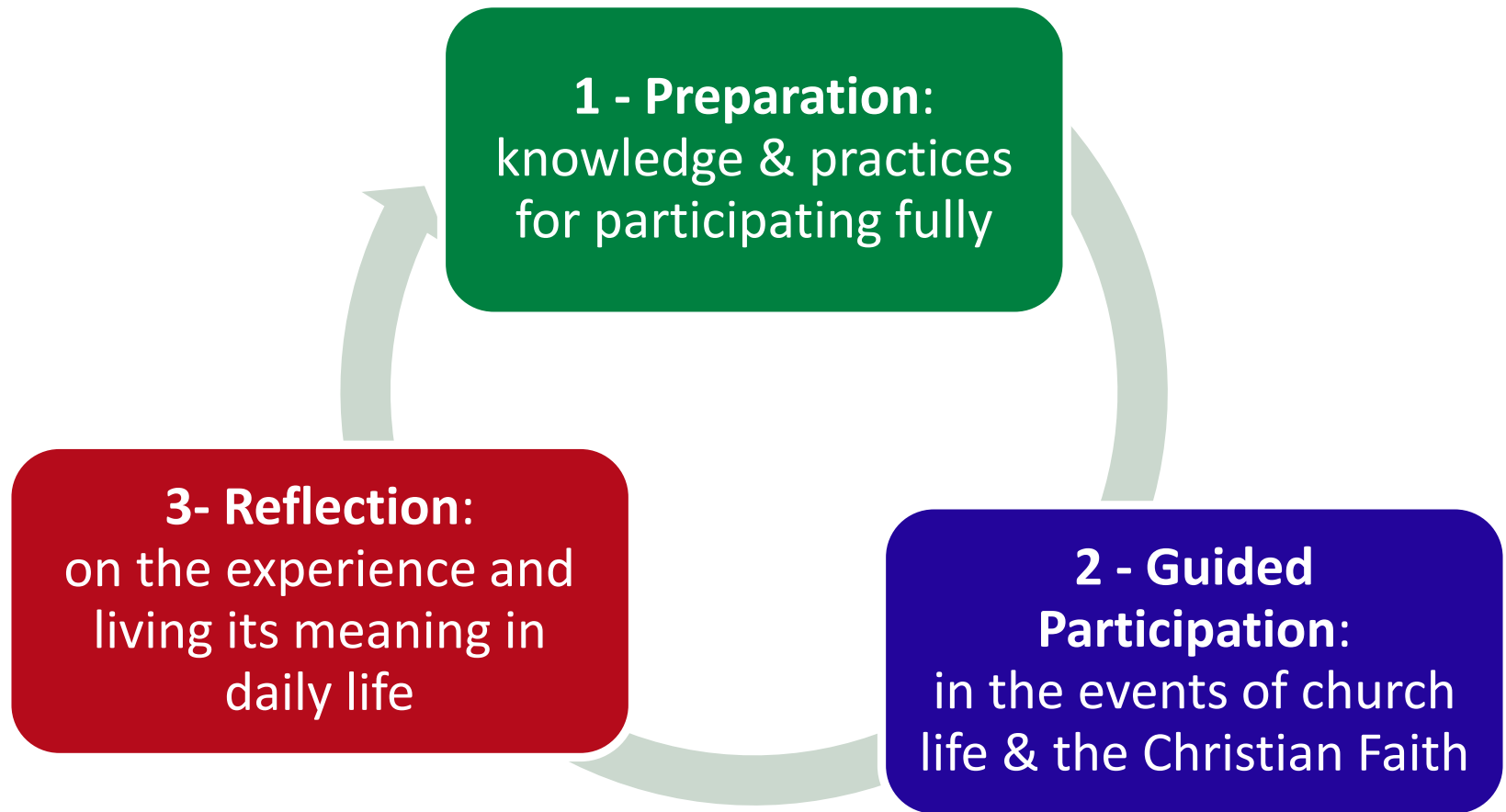
- Scripture
- Learn
- Watch / Listen
- Read
- Prayer
- Live

Approaches to Lifelong Faith Formation

Intergenerational Faith Formation at the Center



Utilizing Events



Infusing Intergenerationality

Infusing intergenerational experiences and relationships into existing programs and activities, such as bringing mature adults into children and youth programs for interviews, storytelling, and mentoring; and transforming age-group programs (vacation Bible school, service projects) into intergenerational experiences.

- ◆ Worship
- ◆ Service projects and mission trips
- ◆ Age group learning programs
- ◆ Social / community program
- ◆ Sacramental preparation

Connecting through New Programs

1. Intergenerational Service

- Intergenerational Mission Trips
- Churchwide Service Day
- Intergenerational Monthly Project
- Intergenerational Service Nights
- Intergenerational Service Projects

2. Intergenerational Learning

- Weekly or Bi-Weekly
- Monthly
- Seasonal
- Small Group & Large Group

Learning

Incorporating Intergenerational Learning in Church Life

1. Age Group Programming
2. Sacramental and Milestone Celebrations
3. Church Year Feasts & Seasons
4. Vacation Bible School
5. Mission Trips & Service Projects
6. Retreat and Camp Experiences

Intergenerational Faith Formation



Engaging all ages and generations together in informing and forming disciples of all ages in Christian identity.

- Intergenerational Learning
- Weekly, Bi-Weekly, and Monthly Models
- Small Group & Large Group Models

Liturgically-Centered

St. Elizabeth of Hungary, Acton, MA

1. September: Stewardship - 25th Sunday in Ordinary Time (Luke 16: 19-31)
2. October: Pray Always - 29th Sunday in Ordinary Time (Luke 18: 1-8)
3. November: Last Things and Heaven - 33rd Sunday in Ordinary Time (Luke 21: 5-19)
4. December: Mary - Immaculate Conception (Luke 1: 26-38)
5. January: The Baptism of the Lord (Matthew 13-17)
6. February: You are the Salt of the Earth - 5th Sunday in Ordinary Time (Matthew 5: 13-16)
7. March: The Temptation of Jesus - First Sunday of Lent (Matthew 4: 1-11)
8. April: Palm Sunday (Matthew 26: 14-27)

HI-life Gatherings...

Our sixth year of whole community catechesis focuses on Living a Moral Life. Our theme is *Navigating Life with GPS – God's Proven System*. Christian moral life can be summed up as the recognition of the awesome gift of God's loving presence in our lives and our continuing effort to respond to that love. During this year we will explore the guidelines that God has given us to live lives of love and faithfulness, including the ten commandments and the beatitudes. We encourage parishioners of all ages to participate in our HI-life Gatherings – our intergenerational learning assemblies that are the foundation of our lifelong faith formation process. Our monthly Gatherings are a time of fellowship, faith formation, and fun.

✦ **Sharing a Simple Meal Together**

No cooking - just come and enjoy

At a typical Gathering you are welcomed by greeters in the Hospitality Room and escorted to a table in the Fellowship Hall to enjoy a meal with fellow parishioners of all ages. At your table there might be a single adult, a family of four, a retired person, or an empty-nest couple. There will be a couple of questions on the table to focus our table talk.

✦ **Whole Group Opening Experience**

Introduction of the topic to be experienced by all ages

After the meal, everyone moves to the church for an opening prayer and an activity to set the tone for the evening, such as a story or video segment. Each household receives a HI-life Home Kit and learns to use it throughout the evening.

✦ **Exploring the Topic through Age-Specific Learning Activities**

Learning about the same topic according to one's age or stage in life

Then the group divides into smaller groups for age-specific learning activities. A typical evening might have adults staying in the church for a speaker and group discussion, young adults in Meeting Room 6, JYM youth in Meeting Room 3, TYM youth in the Hospitality Room, and parents with young children (approximately ages 5-11) together in the Fellowship Hall. There are lead catechists for each group to teach and guide the learning activities of the evening and trained facilitators to assist the parents and children at each table.

✦ **Whole Group Sharing Experience**

Closing of the Gathering for all ages

To conclude our evening, everyone reunites in the church to share what has been learned, to pray together, and to be sent forth to continue learning at home in preparation for the church event or season which is the focus of the month.



Thematic

Holy Infant Catholic
Parish, Durham, NC



Navigating Life with **GPS** – **God's Proven System**

Gatherings for 2009-2010

Rules of the Road – God's Commandments

| | | |
|-----------|-------------------|-------------|
| Wednesday | September 9..... | 5:45-8:30pm |
| Thursday | September 10..... | 5:45-8:30pm |
| Friday | September 11..... | 5:45-8:30pm |

Respect and Protect All Life

| | | |
|-----------|-----------------|-------------|
| Wednesday | October 14..... | 5:45-8:30pm |
| Thursday | October 15..... | 5:45-8:30pm |
| Friday | October 16..... | 5:45-8:30pm |

Give Way with Mercy and Forgiveness

| | | |
|-----------|------------------|-------------|
| Wednesday | November 18..... | 5:45-8:30pm |
| Thursday | November 19..... | 5:45-8:30pm |
| Friday | November 20..... | 5:45-8:30pm |

Stay on the Straight and Narrow Path of Fidelity

| | | |
|-----------|-----------------|-------------|
| Wednesday | February 3..... | 5:45-8:30pm |
| Thursday | February 4..... | 5:45-8:30pm |
| Friday | February 5..... | 5:45-8:30pm |

Navigating with Integrity and Honesty

| | | |
|-----------|---------------|-------------|
| Wednesday | March 10..... | 5:45-8:30pm |
| Thursday | March 11..... | 5:45-8:30pm |
| Friday | March 12..... | 5:45-8:30pm |

Be a Good Steward of All God's Gifts

| | | |
|-----------|---------------|-------------|
| Wednesday | April 14..... | 5:45-8:30pm |
| Thursday | April 15..... | 5:45-8:30pm |
| Friday | April 16..... | 5:45-8:30pm |

*Wednesday & Friday Gatherings are for all ages.
Thursday Gatherings are for adults & teens.*

Elements of LOGOS

In local churches, LOGOS teams build intergenerational relationships between young people and caring, Christian adults of all ages through a four-part weekly format:

ACTS 2:42[NRSV]

They devoted themselves to the apostles' teaching and fellowship, to the breaking of bread and to prayers.



Bible Study: A time for each grade, or a combination of grades, to study the Bible as the model for Christ-centered living. Churches can use non-denominational curriculum developed by GenOn for LOGOS (either "Faith for Life" or our high school Bible studies) or something of their own choosing.



Family Time: The shared meal is a time to gather regular "table families" of various ages who eat together each week for the entire program year. Kitchen teams prepare dinners that are served family style—with table settings and serving dishes—practicing the art of serving one another.



Worship Skills: Choir, drama, bells, or other arts are rehearsed at LOGOS and then presented regularly in corporate worship. Each church decides the best fit with its own liturgy and worship style.



Recreation: All have great fun in a cooperative atmosphere, often drawing on the hobbies and interests of adults in the congregation willing to share their passions on a one-time basis or longer.

Elements of LOGOS

1. Bible Study
2. Family Time
3. Worship Skills
4. Recreation

GenOn Ministries

www.genonministries.org

Christian Practices

1. Caring for the Body
2. Celebrating Life
3. Discernment
4. Dying Well
5. Eating Well
6. Forgiving
7. Hospitality
7. Keeping Sabbath
8. Managing Household Life
9. Participating in Community
10. Praying
11. Reading the Bible
12. Transforming the World.

Intergenerational Learning Process

Meal and Community Building

Part 1. Gathering and Prayer

Part 2. All Ages Learning Experience

Part 3. In-Depth Learning Experience

Option 1. Whole Group (together)

Option 2. Age Group (parallel)

Option 3. Activity Center

Part 4. Sharing Learning Experiences and
Home Application

Part 5. Closing Prayer

Examples of IG Learning

1. As the faith formation curriculum for the whole community
2. In Lectionary-based catechesis
3. In sacramental preparation
4. In vacation Bible school
5. In milestone celebrations
6. In intergenerational service projects
7. In liturgical season celebrations
8. In an intergenerational retreat experience or prayer experience

Intergenerational Learning



- A flexible, relaxed arrival time with drinks and snacks
- Creative exploration of a Bible story/theme through creative experiences for people of different learning styles and of all ages. Children and adults are not separated and are encouraged to explore the story/theme together
- A short but explicit time of worship with story, music and prayers that builds on the creative exploration.
- A generous welcome and hospitality is expressed through a delicious home-cooked, sit-down meal with others

www.messychurch.org.uk

Home Info Where? Resources Events & Stories Blog Leaders International Contact

Search... Go

Log in / Register

Messy Church:

- is a way of being church for families involving fun
- is found across the world
- values are about being Christ-centred, for all ages, based on creativity, hospitality and celebration

Follow Messy Church

[f Like](#) [Follow](#) [Join email list](#)

Introducing Messy Church

[Introduction](#) | [Values](#) | [What it is and isn't](#) | [For Leaders](#) | [Support](#)

Latest on the Messy blog

Messy Regional Coordinator for Wirral
Welcome to Caroline Houghton who...

Grandparents
We've been getting excited about...

Messy Church activities in Kenya
We love to receive stories of the...
[Read the blog](#)

Messy Church Conference

Messy Church International Conference 2016
16-18 May @ High Leigh Conference Centre, UK #MCIC2016

Celebrating & learning with the worldwide family of Messy Church
[Find out more](#)

Messy Church No. 3337

[Add yours](#)

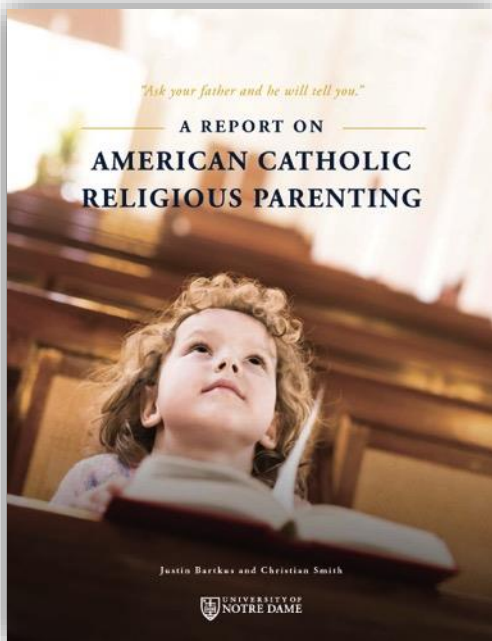
Map data ©2016 Google Terms of Use

Forming Faith: Family



- ★ Primary Influence on transmission of religious faith and practice: Parents & Family
- ★ Day-to-day religious practices of the family and the ways parents model their faith and share it in conversation, collaboration, and exposure to outside religious opportunities
- ★ Secondary Influence: The Congregation and Significant Adults

What Makes a Difference?



The primary mechanisms by which Catholic identity becomes rooted in children's lives are not Catholic schooling or sacramental preparation, but rather the day-to-day religious practices of the family and the ways parents model their faith and share it in conversation, collaboration, and exposure to outside religious opportunities.

(Burtkus and Smith)

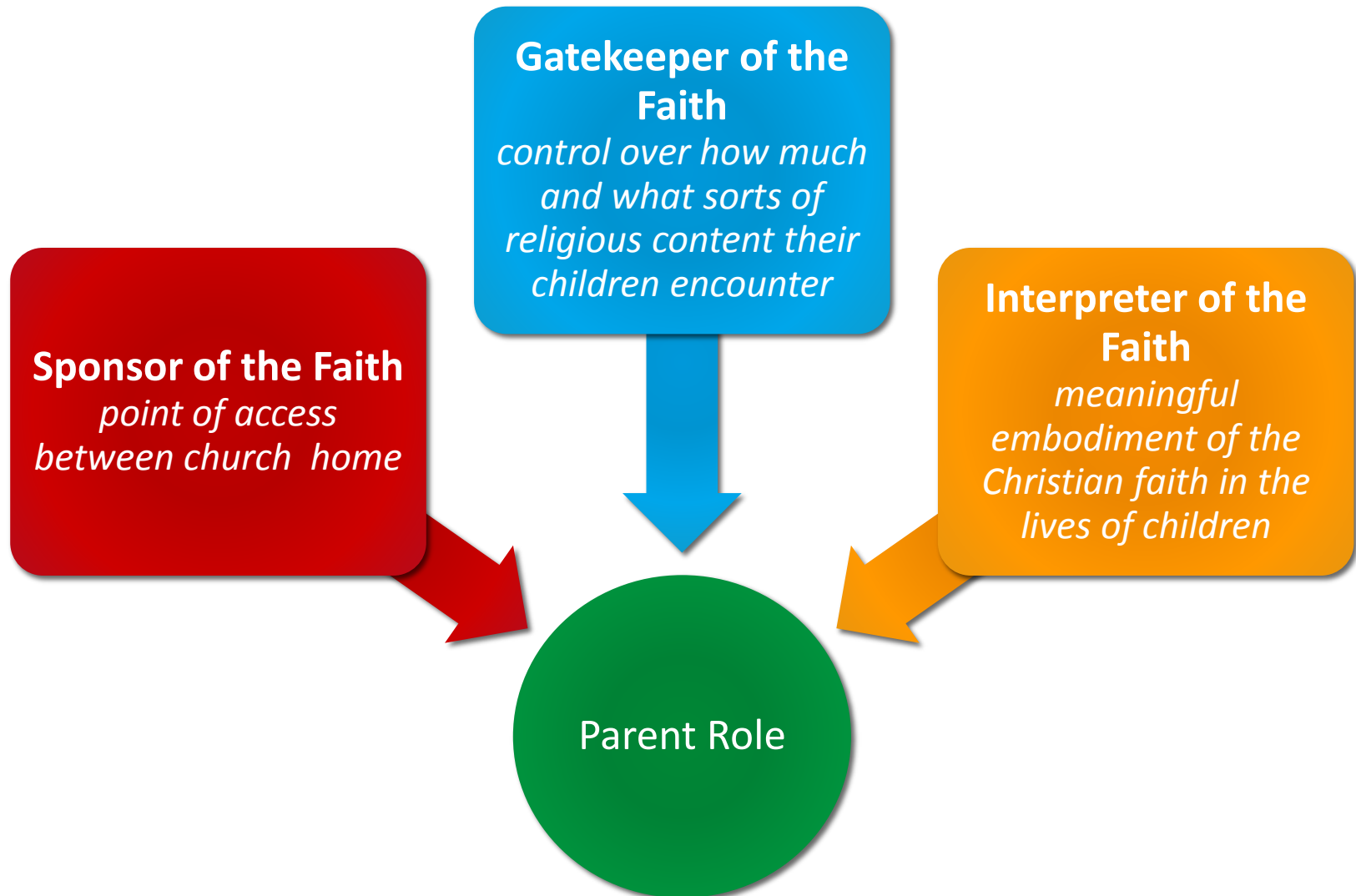
One of the most basic suggestions of our findings is that young adults arrive at a sense of their fundamental identity and worldview not by weighing all possible intellectual arguments for and against a proposed way of life, but rather by roughly adopting the worldview of those mentors who left the deepest impression upon them—and who loved them and cared for them the most. It should come as no surprise, then, that the emergence of the new generation of dedicated young Catholics will rise and fall with the choices of their parents.

(American Catholic Religious Parenting, Burtkus and Smith)

Practices that Make a Difference

1. Reading the Bible as a family and encouraging young people to read the Bible regularly
2. Praying together as a family and encouraging young people to pray personally
3. Serving people in need as a family and supporting service activities by young people
4. Participating regularly in Sunday worship as a family
5. Being involved in a faith community and serving in church as a family and as young people
6. Eating together as a family
7. Celebrating rituals and holidays at home
8. Having family conversations
9. Talking about faith, religious issues, and questions and doubts
10. Ritualizing important family moments and milestone experiences
11. Celebrating holidays and church year seasons at home
12. Providing moral instruction

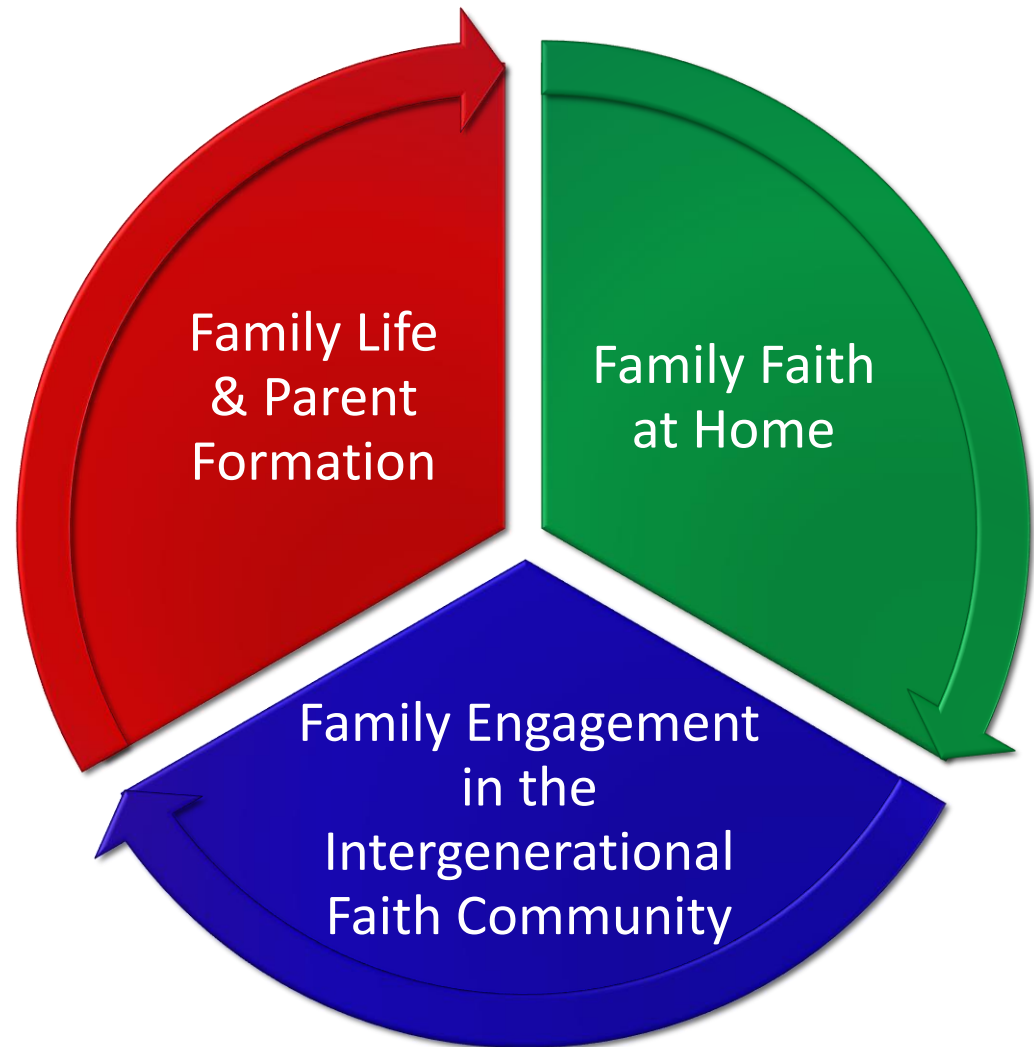
Parental Influence



Comprehensive Family Plan

Children/Teens + Parents + Grandparents

Three
Elements of a
Family Plan



1. Faith Practices @ Home

1. Seasons of the year
2. Rituals and milestones
3. Learning the tradition
4. Prayer and spiritual formation
5. Reading the Bible
6. Service, justice, care for creation



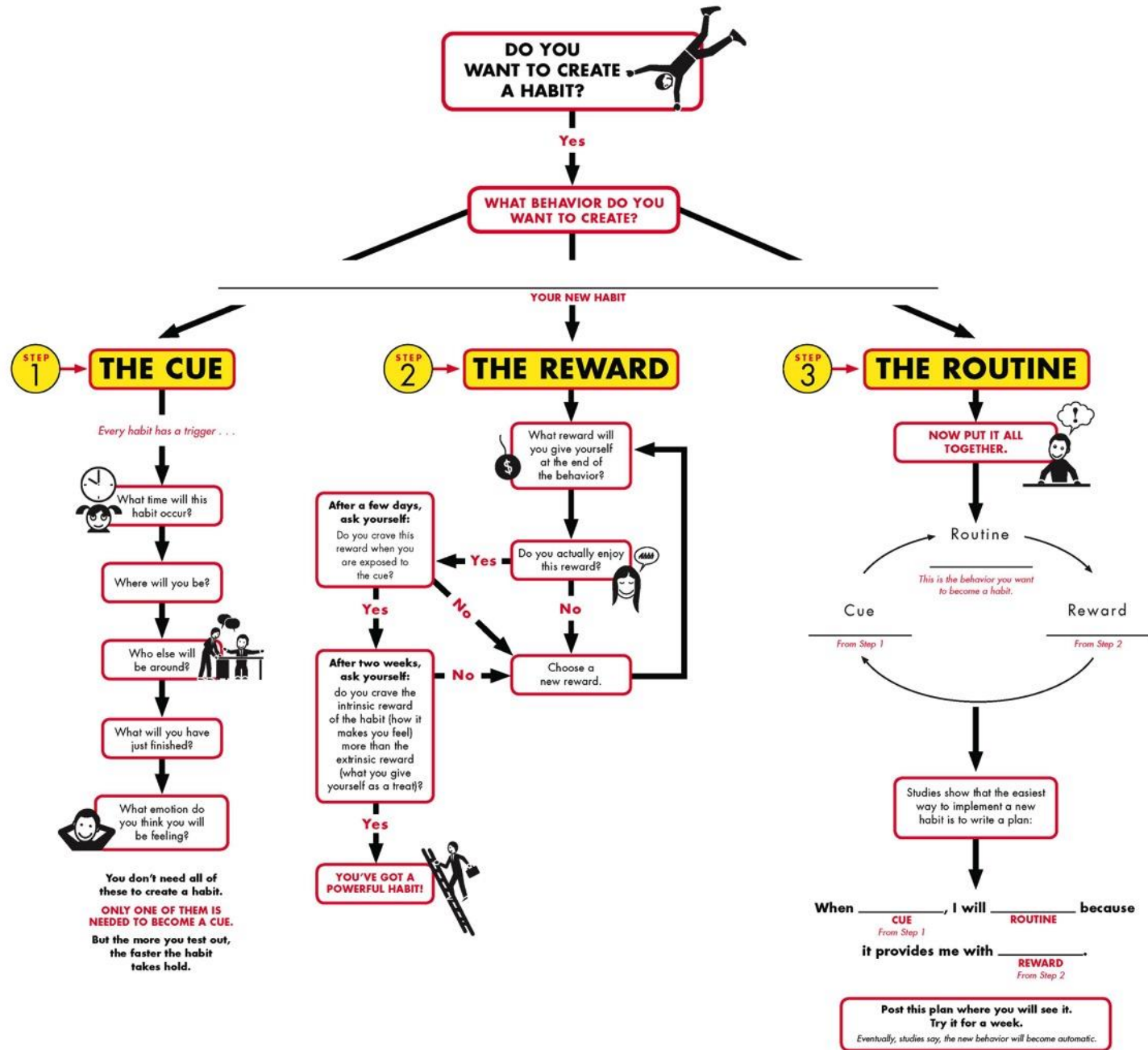
Young
Children

Older
Children

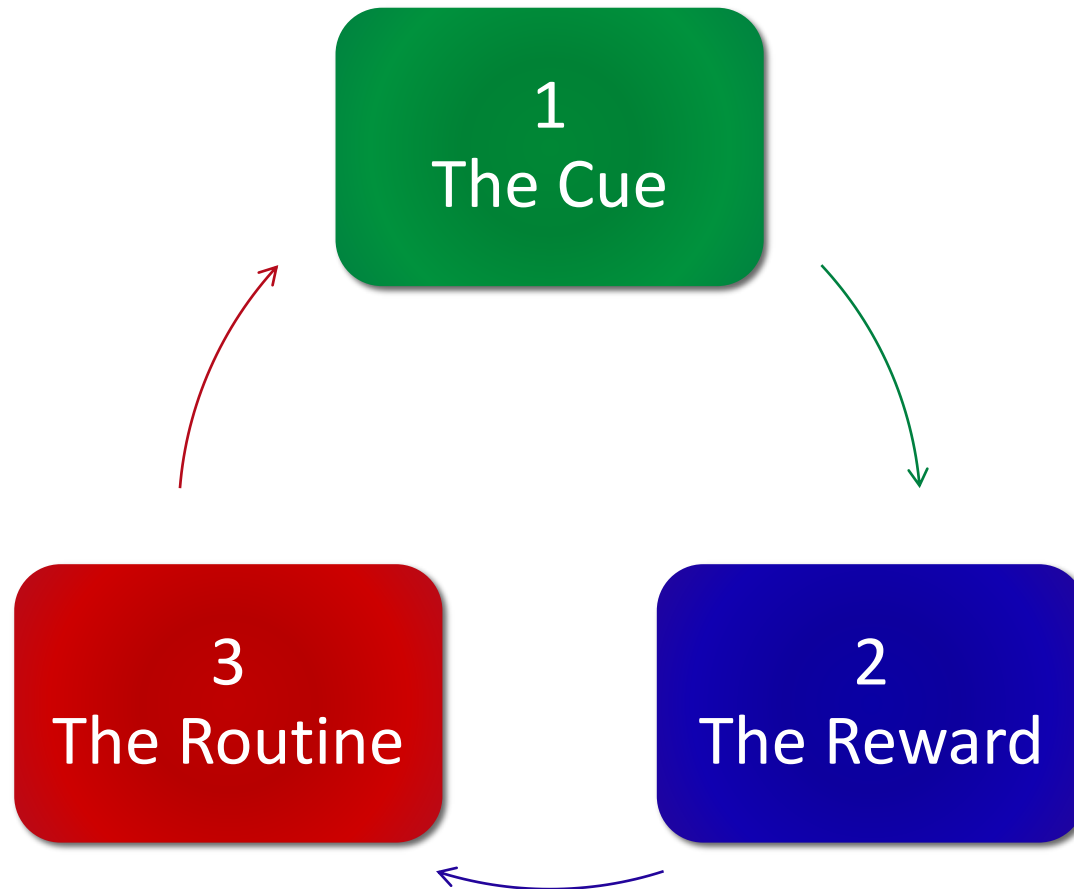
Young
Adolescents

Older
Adolescents

HOW TO CREATE A HABIT



How to Create a Habit



When (cue) , I will (routine) because it provides me with (reward) .



LifelongFaith Associates

FAMILIES AT THE CENTER

[HOME](#)

[PARENTS](#)

[FAMILY LIFE](#)

[FAITH @ HOME](#)

[SEASONS](#)

[MILESTONES](#)

[FAITH @ CHURCH](#)

[SACRAMENTS](#)

Families at the Center of Faith Formation

A Network of Experiences, Activities & Resources for Families with Children



Faith at Home

We are living busy lives—busier than ever—juggling work, family, volunteering, and all our other obligations. It can be hard to find the time just to hang out and relax as a family—let alone spiritually nurture our kids and ourselves. We hope this will help. Faith at Home is designed to offer support and encouragement for living and sharing our faith in our everyday lives. We have reflections on parenting, some ideas for nurturing faith, and some fun stuff too. Let us know what you think, and we'd love to hear about more helpful resources and ideas!

ALL BLOGS BOOKS COMEDY EASTER EPIPHANY HEALTH LENT PARENTING PODCASTS PRACTICES
RELATIONSHIPS SABBATH SIMPLE WISDOM SUMMER VIDEOS WORK

"Its the Best Time of Your Life"

I visit a lot of older people in my line of work and one of the things over and over is, *"This is the best time of your life. Enjoy it."* As on their lives, they absolutely treasure the time when their child is growing up. They know that I'm busy and sometimes frazzled at work and family. And so, they remind me to slow down and savor the time with the kids because it won't come again. It is really hard to remember the joy of getting everyone fed, homework done, shuttling kids to practice and doctor's appointments. So, I am grateful for these older, wise people who remind me to slow down, breathe deep, and savor the moments. -Keith

Collect Rocks, Spread the Love

Collecting rocks must be one of the most low-tech summer activities, but The Kindness Rocks project turns it into something beautiful. It takes that simple act of collecting rocks and uses it to spread the love. Check out the video below. You may want to try it with your family. [Read more about the Kindness Rocks Project here.](#)

Find Your Slow Summer, Take the 6 Second Challenge, with the Salt Project

Are you running out of things to do yet this summer? Check out the [Slow Summer](#) printable resource from [The Salt Project](#).



It's a \$5 download, which you can print at home filled with activities and reflections for families and kids.

Also from The Salt Project comes the Six Seconds Challenge. Think you are too busy? Think again. "In six seconds you can change the world."



The Kindness Rocks Project: Collect Rocks, Spread the Love

Collecting rocks must be one of the most low-tech summer activities there is, but The Kindness Rocks project turns it into something beautiful. It takes that simple act of collecting rocks and uses it to spread the love. Check out the video below. You may want to try it with your family. [Read more about the Kindness Rocks Project here.](#)



READ MORE

Will Wheaton: Seven Things I Did to Reboot

Faith at Home: God is Love (Feb)

Stories to Print and Read



Jesus Loves the Children from Lambsongs to print and read

Jesus Love the Children story to print, assemble, and color by Lambsongs



Jesus Loves Me story from Lambsongs to print and read

Jesus Loves Me story to print, assemble, and color by Lambsongs

I Love My Bible

By Jill Kump
Illustrated by Richard Gunther



I Love My Bible story from Lambsongs to print and read about how God loves us.

I Love MY Bible story to print, assemble, and color by Lambsongs

Activities

Jesus Love's Me BINGO
www.1stbible.com



[Jesus Loves Me printable Bingo](#)



[Jesus Love You printable matching heart folder game](#)



VEGGIETALES - JESUS LOVES ME



[Printable Love File Folder Bible Game](#)

God is love coloring pages

[God is love stain glass coloring picture](#)

[Measuring God's love coloring picture](#)

[Jesus loves the children coloring picture](#)

[Children of God coloring page](#)

#2. Milestones throughout Life



1. Ritual and blessing
2. Home celebration/blessing
3. Learning program –
4. Symbol
5. Supporting continued growth

Milestones

- ✦ Birth / Baptism
 - ✦ Baptism anniversaries
 - ✦ First prayers
 - ✦ First Bible stories
 - ✦ Starting school year
 - ✦ Receiving a first Bible
 - ✦ First Communion
 - ✦ Confirmation
 - ✦ Graduation
1. Church ritual/blessing
 2. Home celebration/blessing
 3. Learning program – at church or home
 4. Symbol
 5. Supporting continued growth


Forming Faith through Milestones

1. a ritual celebration or a blessing marking the milestone with the whole church community
2. a home ritual celebration or blessing marking the milestone
3. a learning program, often for the whole family or intergenerational, that prepares the individual and the whole family for the milestone and for faith practice at home
4. a tangible, visible reminder or symbol of the occasion being marked
5. resources to support continuing faith growth and practice after the milestone

Forming Faith through Milestones

Preparing

- What types of experiences, programming, activities, and resources will you develop to prepare people for the event?



Experiencing

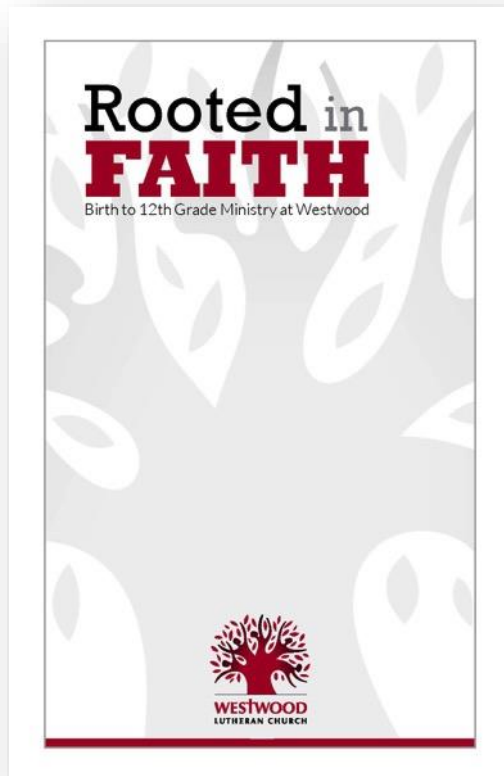
- How will you design the event?
- How will you engage age groups, families, and the faith community?



Living

- How will you sustain/extend the event?
- What types of experiences, programs, activities, and resources will you offer people?

Forming Faith through Milestones



First Year – Baptismal Remembrance (A Gathering for newly baptized)

Toddlers – Creation (Care for the World God made)

Pre-School One – Bible (Receive a Story Bible)

Pre-School Two – Worship (Proclaim Christ and help in worship)

PreK/K – Service (Serve your neighbor as Jesus commanded)

1st Grade – Lord's Prayer (Learn about prayer)

2nd Grade – First Communion (Share in the Lord's Supper)

3rd Grade – Bible (Receive a more age-appropriate Bible)

4th Grade – Baptism (Learn about Lutheran Baptism)

5th Grade – Ten Commandments (What do they really mean?)

6th Grade – Apostle's Creed (What do Lutherans believe?)

7th Grade – Bible (Receive a Bible with commentary & questions)

8th Grade – Elder Wisdom (Faith through the generations)

9th Grade – Sexuality (Loving and serving our neighbor)

10th Grade – Affirmation of Baptism (Public affirmation of promises)

11th Grade – Vocation (Live among God's people with care)

12th Grade – Real World (Tools for living on own, importance of faith)

Rituals & Milestones

celebrate meaningful, memorable moments in your family

Baptism Anniversary



Share with each of your children the story of their baptism day to celebrate their new life in Christ and embrace their relationship with God as their Father and Creator. [Go to Vibrant Faith at Home for the instructions and worksheets.](#)

Starting School



Going off to Preschool or Kindergarten or First Grade for the first time is an exciting milestone for children and their families. As children prepare to venture out from home and begin a new routine at school, they'll hear Jesus' promise to be with them always. Together, the family will create a visual reminder of Jesus' great love for children. [Go to Vibrant Faith at Home for the instructions and worksheets.](#)

Getting Ready to Worship



Getting out the door to make it to worship on time can be a trying experience for parents and children. Create a preparation ritual to help your family get ready to worship at your church, whether on Sunday morning, Saturday night, or during the week. [Go to Vibrant Faith at Home for the instructions and worksheets.](#)

Birthday Celebrations



Prayer

God, we come today to give thanks to you for creating the life of ____ (name). We ask your blessing on ____ (name), that he/she may continue to honor and praise you by using the gifts and talents you have given him/her. We ask that ____ (name) continue to grow in age, wisdom and grace - as Jesus grew.

Scripture Reading

Be thankful. Let the word of Christ dwell in you richly, as in all wisdom you teach and admonish one another, singing psalms, hymns and spiritual songs with gratitude in your hearts to God. And whatever you do, in word or in deed, do everything in the name of the Lord Jesus, giving thanks to God the Father through him. (Letter of Paul to the Colossians.)

Prayer

Through Baptism, (name) entered God's special life of love. On this special day of remembrance we ask that (name) may be faithful to God's love and trust; may make good choices in life; may continue to grow in age, in wisdom

Forming Faith through Milestones










**+ High School Graduation Milestone:
Equipping Graduates for the Journey**

Desired Outcomes

- Connect a graduate's choices for an intentional faith journey with all the other new choices for his or her future.
- Reaffirm the graduate's and his or her family's commitment to new ways of staying in touch with faith traditions at home and in the congregation.
- Experience blessings that keep the graduate in the love and grace of family, congregation and God.
- Receive a fun-filled laundry bag of handy items or other gifts as a practical reminder of the faith-filled community that wishes to surround the graduate in the new journeys.

© Copyright 2015 Milestones Ministry, LLC. All rights reserved.

**+ Mission Trip Milestone:
Community Blessings at Home and Away**

Desired Outcomes

- Experience the mission trip as a faith journey by many although traveled by only a few.
- Support those on the mission trip with prayer from the home community.
- Encounter new places, people and experiences in a unique faith journey.
- Learn to serve others as an important Christian practice while gaining insights into how others live and experience God in their own lives.
- Gain a new understanding and appreciation of the Christian faith.

© Copyright 2015 Milestones Ministry, LLC. All rights reserved.

Forming Faith through Milestones



Each generation
will reap what
the former
generation has
sown.

— Proverb

Family Reunion Milestone Moment

Milestones Ministry brings an awareness of the presence of God to individuals of all generations by recognizing the home as church, too. Milestones Ministry provides a clear and usable model for congregations, homes, and community to connect faith formation resources with daily life experiences. The rich variety of life experiences represented in Milestones Ministry does the essential ministry of the church: promoting Christian faith formation with family, friends, and others with whom we can reach.

When a family gathers for a reunion, it is a wonderful blessing that provides an opportunity to embrace the past, talk about the present, and dream about the future. It is a time for renewing relationships and meeting new members of the family. This milestone is a good time to reflect on past generations and the lives of those who have gone before. There has been a history specific to each participating household that includes disappointments, joys, and hopes. It is important to be sensitive to a wide variety of experiences. This Milestone Moment offers an opportunity for family members to be excited about traveling side-by-side into the future with the encouragement that the Christian faith has brought and continues to bring to families.

Milestones incorporate a simple structure that includes naming, equipping, blessing, gifting, and reinforcing so that the Milestones Ministry Moment has a greater chance to take deeper root in lifelong faith formation.

Being at a family reunion creates an opportunity to pause and recognize and celebrate the importance of the extended family. Providing an opportunity to experience God's presence in this moment is important. This Milestone Moment incorporates a simple structure that includes:

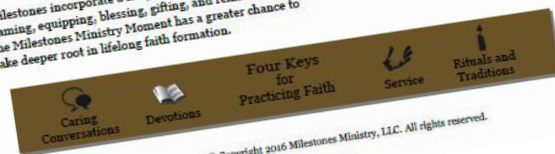
Naming – It is important to recognize the significance of family reunion. It helps to identify the generations of families as descendants of a particular family lineage.

Equipping – This Milestone Moment encourages caring conversations that draw out memories and stories of the present and past among family members and encourages the renewing of relationships.

Blessing – Praying with and for one another and remembering those who have gone before us is a witness to the longevity of the family and its faith history through the generations.

Gifting – Giving a tangible gift like pictures, a T-shirt, or other memorabilia will help all be reminded of this milestone for many years to come.

Reinforcing – It is a good idea to follow up after the Family Reunion Milestone Moment by exchanging phone numbers, email addresses, and/or creating a Facebook page to stay in touch with one another throughout the year and to help plan a future reunion.



© Copyright 2016 Milestones Ministry, LLC. All rights reserved.



"Retirement is not a destination,
it is a journey."

— Richard L. Morgan

Retirement Milestone: A Major Life Transition

Desired Outcomes

- Mark and acknowledge retirement as an important rite of passage.
- Celebrate a person's contributions and work in daily life in his or her faith community.
- Name a person's gifts, skills and life experiences.
- Link God's Story with the retiree's vocational story.
- Share the retiree's wisdom and faith with all generations.
- Surround retirees with resources and support to discern God's call to continued service or "re-retirement".

© Copyright 2015 Milestones Ministry, LLC. All rights reserved.

#3. Celebrating Seasons

Calendar Year

- New Year's Eve and Day
- Martin Luther King Jr. Day
- Valentine's Day
- St. Patrick's Day
- Earth Day
- Mother's Day
- Memorial Day
- Father's Day
- July 4 – Independence Day
- Labor Day
- Start of School
- Halloween
- Thanksgiving

Church Year

- Advent
- Christmas
- Epiphany
- Ash Wednesday
- Lent
- Holy Week
- Easter
- Pentecost
- St. Francis Day–Blessing the Animals (October 4)
- All Saints and Souls (Nov 1-2)

Seasons of the Year



The seasons of the year offers a variety of opportunities for families to celebrate, learn, and have fun together. We have selected one family activity for each month of the year, reflecting the calendar seasons and the church year seasons.

1. **January:** Martin Luther King Jr.
2. **February:** Ash Wednesday
3. **March:** The Real St. Patrick
4. **April:** Easter and New Life
5. **May:** Mother's Day
6. **June:** Vacation Travel
7. **July:** Independence Day
8. **August:** Back to School
9. **September:** Fall Harvest
10. **October:** A Helping Halloween
11. **November:** Thanksgiving
12. **December:** Christmas is Coming!

January: Serving Others



Observe Martin Luther King, Jr. Day of Service—held on the third Monday of January—with your family. Warm the hearts and feet of people seeking help from emergency shelters with socks and personal hygiene supplies.

Try this activity with your family. For instructions follow this link to [Vibrant Faith at Home](#).

February: Praying through Lent



Teach your child(ren) a new prayer (or two) over the course of the 40 days of Lent by taping it by their bed and praying it together every night at bedtime.

Try this activity with your family. For instructions and the special worksheet follow this link to [Vibrant Faith at Home](#).

LENT ACTIVITIES FOR THE HOME

March: The Real Patrick



Saint Patrick was a real person, born in Britain in the year 385 C. E. He was once a slave, then ultimately a priest in Ireland. He brought many people to God at a time when many had turned away from the Lord.

Try this activity with your family. For instructions and the special worksheet follow this link to [Vibrant Faith at Home](#).

April: New Life



The popular custom of coloring Easter eggs comes from an ancient Christian practice of dying, cracking, and feasting on eggs as an Easter celebration. Instead of randomly coloring eggs, draw names to decorate (and hide) eggs for one another.

Integrate Online & Gathered 40-Day Lent Curriculum

| Church → | Daily & Home | ← Online |
|---|---|---|
| <ul style="list-style-type: none">• Ash Wednesday• Lenten Sunday liturgies• Stations of the Cross• Lenten prayer• Lenten retreat• Lenten service• Lenten soup suppers | <ul style="list-style-type: none">• Fasting• Praying• Service/Almsgiving• Lectionary reflection• Family Lenten activities | <ul style="list-style-type: none">• Lenten learning resources• Lenten calendar• Daily Lenten prayer• Weekly table prayer• Video resources• Online retreat experience |

Example: Earth Day

| Community | Church | Home |
|---|--|---|
| <ul style="list-style-type: none">• Community cleanup• Planting a community garden• All ages workshop on caring for creation• Story time at the library on environmental awareness | <ul style="list-style-type: none">• Ecumenical prayer service• Intergenerational program on theology of caring for creation• Church audit• Global project for whole community | <ul style="list-style-type: none">• Recycling activities• Planting a family garden• Meal time creation prayer• Daily Bible verses for April• Children's activities• Storybooks and videos• Home audit |

#4. Encountering God in the Bible

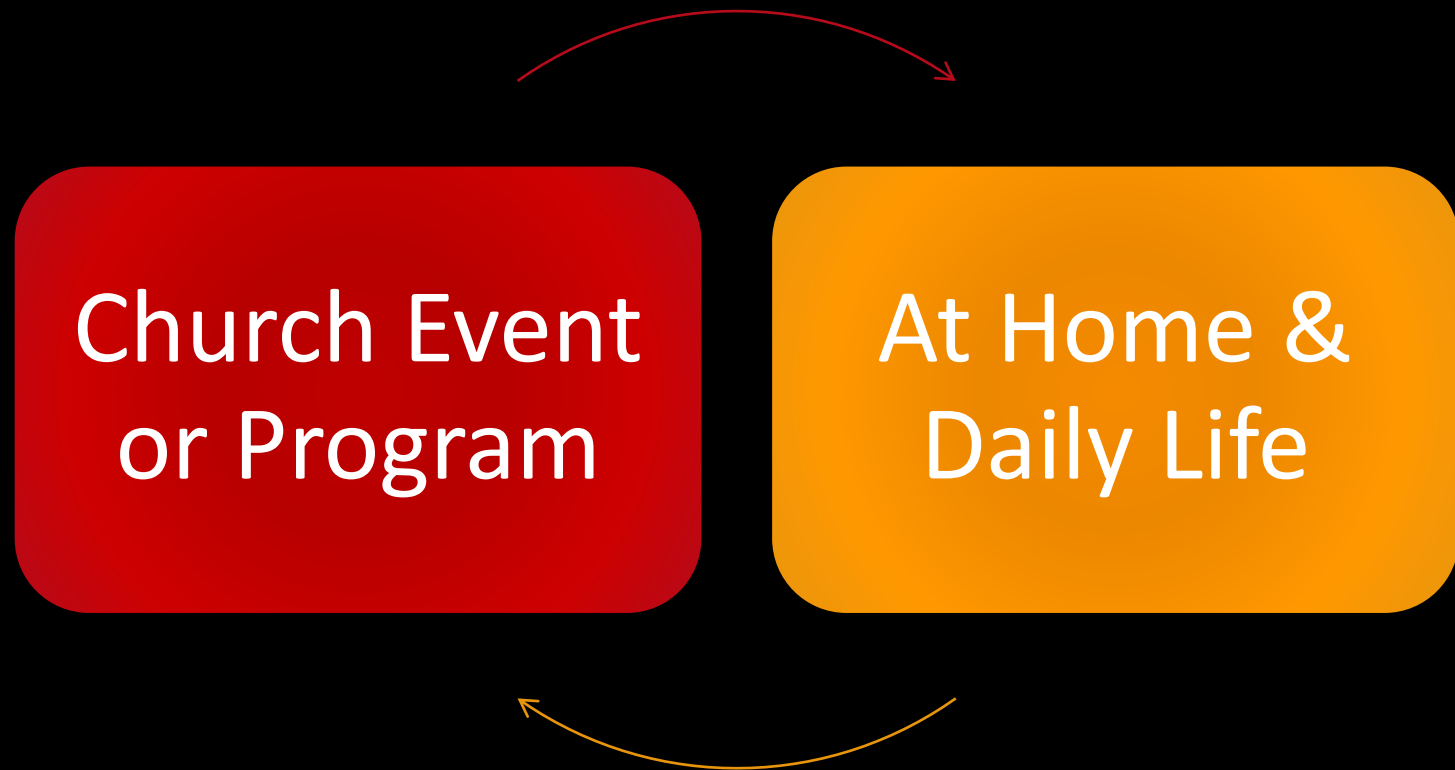
1. Scripture in Sunday Worship
 - Lectionary
 - Sermon Series
2. Exploring the Bible—Family or Intergenerational Programs
 - A Tour of the Old Testament
 - A Tour of the Gospels
 - Walking with Jesus
 - Journeys of Paul

Encountering God in the Bible

Scripture in Sunday Worship Intergenerational & Home Faith Formation

| | |
|------------|--|
| September: | 24 th Sunday in Ordinary Time |
| October: | 28 th Sunday in Ordinary Time |
| November: | 32 nd Sunday in Ordinary Time |
| December: | 2 nd Sunday of Advent |
| January: | Baptism of the Lord Sunday |
| February: | 1 st Sunday of Lent |
| March: | Palm Sunday |
| April: | 4 th Sunday of Easter |
| May: | Holy Trinity Sunday |

Extend the Event



Practical Strategies

1. Develop a family faith formation website.
2. Seasonal family festivals and gatherings.
3. Connect to Sunday worship.
4. Schedule a yearlong plan for milestones.
5. Make faith practices a seasonal focus.
6. Create family immersion experiences.
7. Develop a monthly seasonal event.

Family Camp



Join us for an intergenerational "Adventure Anchored in Christ." This special camp provides grandparents and grandkids with adventure-filled days to pray and play together. Life-long memory-making adventures can be expected!

Grandparents and grandkids entering 1st – 4th grades will stay in the comfortable, adult-friendly accommodations of the Christian Center, but spend their days at Pelican Lake. Feel free to bring your motorhome if you prefer.

2018 FAMILY CAMPS



Imagine a powerful Bible camp experience for all ages – from infants to seniors, and everyone in-between, not just a camp for kids. We've been doing this for almost 80 years! This year we have seven camps to choose from, each one will fill you and your family with an authentic joy and peace that comes only from experiencing the gospel at camp.

We gather together as a community, families and staff from around the nation and even world. Come play, study, and grow in this beautiful, Spirit filled place. Click on camp week # to find out more information and to register.

Tentative Schedule – subject to change. Note: ALL of our 2018 Family Camps will include elements of the "FAMILY BLAST" model we introduced last summer!

Family Mini-Camp #1

June 21-24 – **Family Blast Sampler**

The Abundant Life

With Ryan Braley, Jonathan & Jana Swenson, Dan Baker.

Special outdoor concert with Peder Eide on Friday Night

Family Camp #2

June 30- July 6 – **Family Blast**

Ephesians: Wake Up Week! + Youth Musical

with Nate Hoff, Dave Wollan

Special Musical for Youth/Children

Family Camp #3

July 7-13

The Mission of God in the Old Testament

with Beth Elness-Hanson, Carl Billings, & Jillian Jones

Family Service

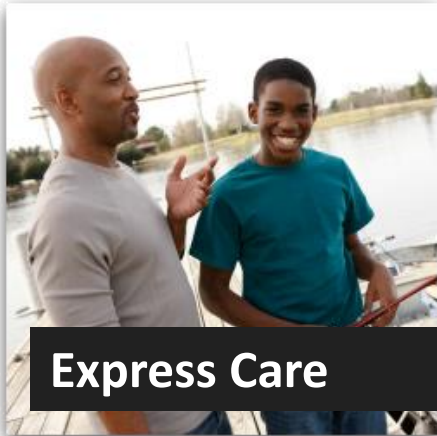


#5. Equipping Parents

Equipping parents and grandparents with the knowledge and skills necessary for faith-forming: how to transmit faith and values to their young people, how to become a Christian role model, and how to build a community of faith at home that nurtures faith growth in the young.

Developing a Strong Family Life

Developmental Relationships – Search Institute



Express Care



Challenge Growth



Share Power



Expand Possibilities



Provide Support

What Makes a Difference

1. Parents participated in mission trips.
2. Parents participated in service projects.
3. Parents frequently shared Christ with unbelievers.
4. Parents personally read the Bible several times a week or more.
5. Parents encouraged their teen to serve in the church.
6. Parents typically asked for forgiveness when they messed up.
7. Parents encouraged their children's unique talents and interests.
8. Parents attended churches that emphasized what the Bible says.
9. Parents taught their children to tithe.

Developing Strong Family Life

Family Life Programming

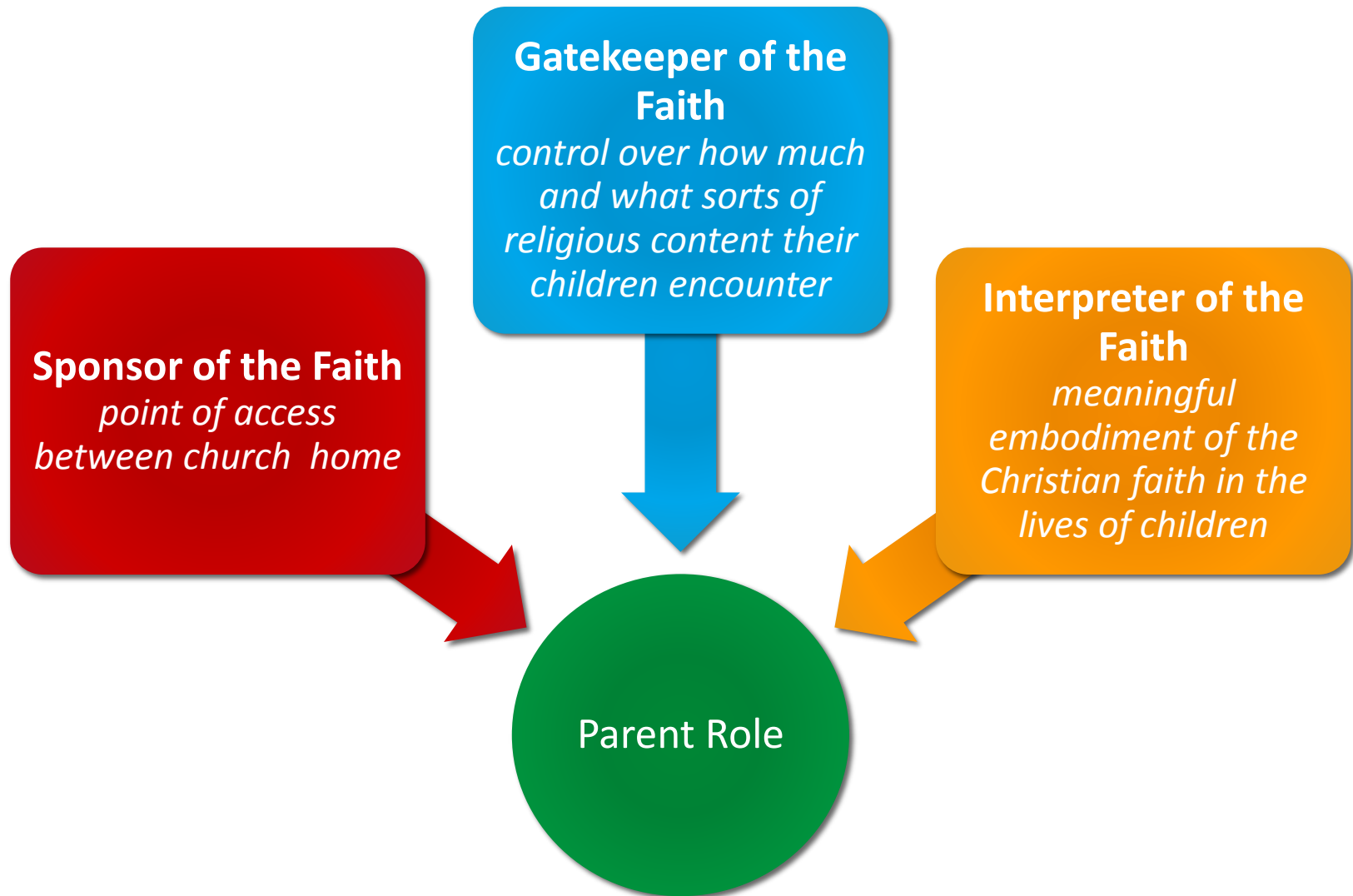
1. Communicating effectively
2. Establishing family routines: family meals, shared activities, daily commitments
3. Celebrating meaningful traditions and rituals
4. Discussing tough topics
5. Making decisions and solving problems as a family
6. Learning how to build strong relationships and express care for each other
7. Developing the strengths & potential of children & youth
8. Supporting each other: encouraging and praising, giving feedback, standing up for each other
9. Treating each with respect and dignity

Empowering Parents

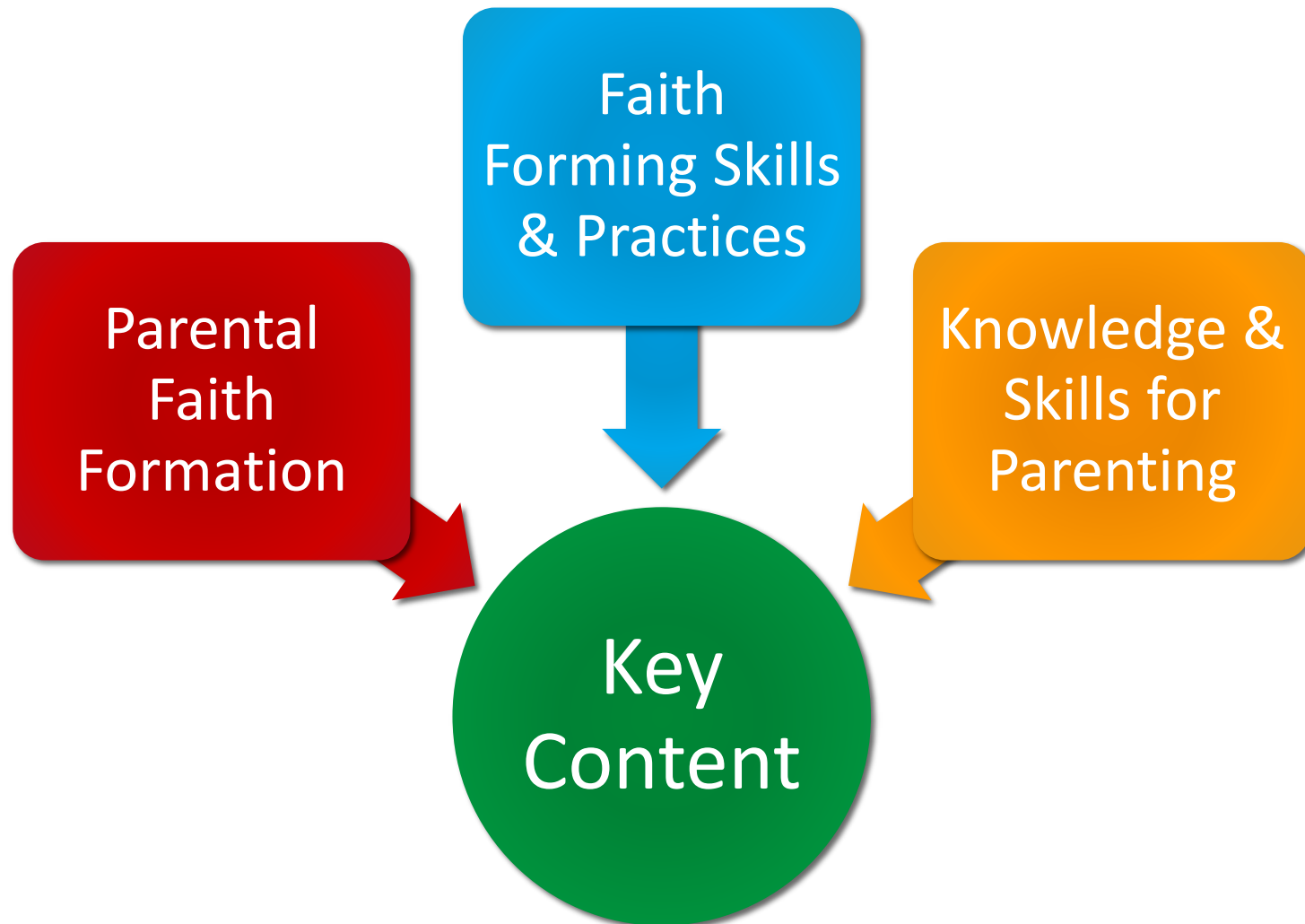
Competencies

- ✓ Expressing care, love, affection, and support for children
- ✓ Balancing time and commitments, managing stress
- ✓ Practicing healthy relationships
- ✓ Disciplining children and learning discipline practices
- ✓ Creating a warm, caring supportive family.
- ✓ Set boundaries and high expectations for children
- ✓ Managing technology and media use
- ✓ Challenging children to grow and continuously improve
- ✓ Providing support to help children complete tasks and achieve goals
- ✓ Sharing power with children so that their voice is heard and they share in making decisions.
- ✓ Expanding possibilities and connecting children to opportunities for growth
- ✓ Developing emotional communication skills
- ✓ Developing positive parent-child interaction skills
- ✓ Learning to respond consistently to their child

Three Parental Faith Roles



Empowering Parents



Parent Programming

1. Parent website
2. Parent programs
 - Progression of parent workshops, webinars, or courses through the life cycle
 - Incorporate parent formation and education into congregational events that already engage parents
 - Provide targeted programs of theological and biblical formation
 - Add a parent-only component to family-intergenerational learning programs
 - Add a parallel parent experience to the existing children/teen program
 - Add a parent component to vacation Bible school in the evenings or online.
 - Provide online faith formation for parents
3. Laboratory experiences
4. Parent mentors
5. Life cycle or affinity groups for parents

Suggestions for Programming

1. Address diverse spiritual-religious identities of parents.
2. Have parents practice new skills with their own children during program sessions.
3. Design programs that engage parents in the learning experience.
4. Use a variety of environments and methods to engage all parents, anytime and anywhere.
5. Use online platforms and digitally enabled strategies.
6. Give parents a plan.

Forming Faith: Children



Characteristics of 21st Century Learning

1. Blended Learning
2. Micro-Learning
3. Immersive Learning Environments
4. Multiple Ways of Learning
5. Multisensory Learning
6. Project-Based Learning
7. Collaborative Learning
8. Visual Learning
9. Practice-Oriented Learning
10. Storytelling

Developing a Faith Formation Plan

| Faith Maturing Characteristic | Children | Youth | Young Adults | Adults | Family |
|-------------------------------|------------------------|------------------------|------------------------|------------------------|------------------------|
| | Intergen- erational | Intergen- erational | Intergen- erational | Intergen- erational | Intergen- erational |
| 1. | | | | | |
| | Family | Family | Family | Family | Family |
| 2. | | | | | |
| | Age Group | Age Group | Age Group | Age Group | Age Group |
| 3. | | | | | |

Two Ways to Approach Personalizing

Approach One: Personalize the Pathway for People

- ✦ Develop pathways of faith maturing
- ✦ Develop playlists of content and experiences tailored to the pathways
- ✦ Upload playlists to a digital platform

Approach Two: Personalize the Offerings

- ✦ Offer a variety of content, experiences, and activities tailored to different spiritual-religious identities and the life stage needs of people

Getting Started ---- Growing ---- Going Deeper

- ✦ Format the content tailored to different spiritual-religious identities
- ✦ Develop a digital platform with content to address the needs

| | Planting | Nurturing | Shaping | Sharing |
|--------------------------------|---|--|---|---|
| Discovering God | Attend Worship Occasionally Read Bible Stories or books | Attend Worship at least once a month Serve as a Greeter Read Bible Stories regularly | Attend Worship regularly Serve as an Usher Read a child friendly devotional regularly | Participate in Worship Serve as a Liturgist/Acolyte Create a Bible reading plan Share your faith story |
| Forming Disciples | Pray at mealtimes Learn about different kinds of faith practices Learn about Generosity | Pray at mealtimes and bedtime Try different kinds of faith practices Stewardship | Create prayer rituals (blessings, "Faith5") Engage in conversations about God and faith Practice Generosity of Time, Talents, Financial Gifts | Integrate prayer into daily routines Integrate faith concepts and actions into everyday life Share a story about your faith practice/generosity |
| Learning Christian Traditions | Introduce Basic Faith Words (appropriate to development) | Learn about Foundational Faith Concepts (appropriate to development) | Learn about John Wesley and our Methodist Heritage (appropriate to development) | Participate in a children's small group experience |
| Seasonal Events and Milestones | Milestones Attend Christmas Eve and Easter Worship | Milestones Participate in a seasonal event | Milestones Participate in a seasonal devotion or study | Milestones Integrate seasonal themes in everyday life |

| | Planting | Nurturing | Shaping | Sharing |
|------------------------|--|---|---|---|
| Caring Relationships | Observe youth/adults who have meaning and purpose Learn about the needs of others | Mimic youth/adults who have meaning and purpose Pray for the needs of others | Work alongside youth/adults who have meaning and purpose Help a neighbor or friend | Share story of meaning and purpose Invite a friend or neighbor to church or a church event |
| In Service and Mission | Learn about the needs of others in our community, nation, and world | Donate money or items for a service/mission project Give of your time or talents | Participate in a one-day service project Participate in a short-term family mission experience | Learn about and teach/serve others in a service/mission project that you are passionate about Invite others to participate in service/mission projects Share your experiences |

Faith Growth Pathway

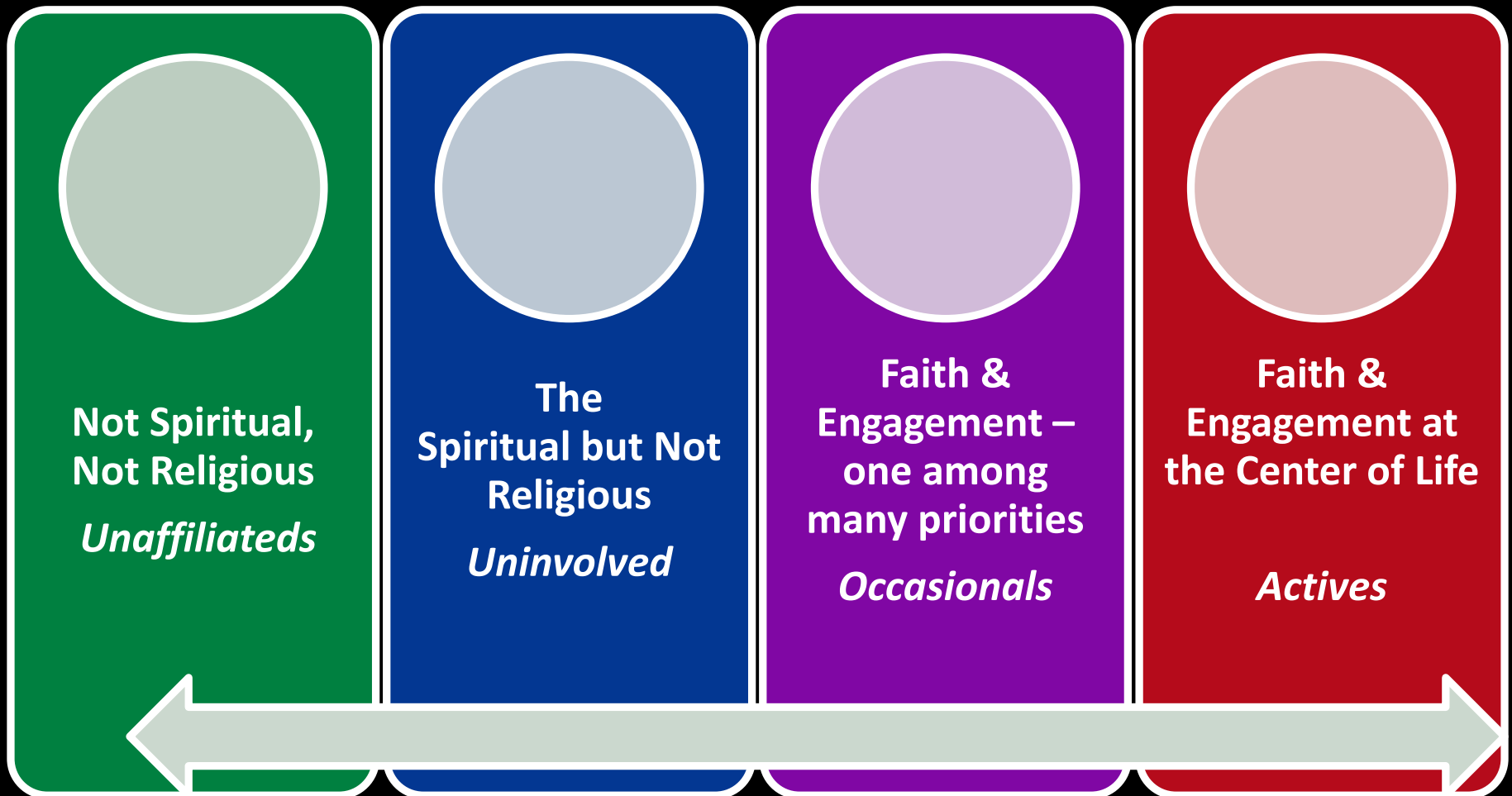


Central United Methodist Church
Waterford, MI

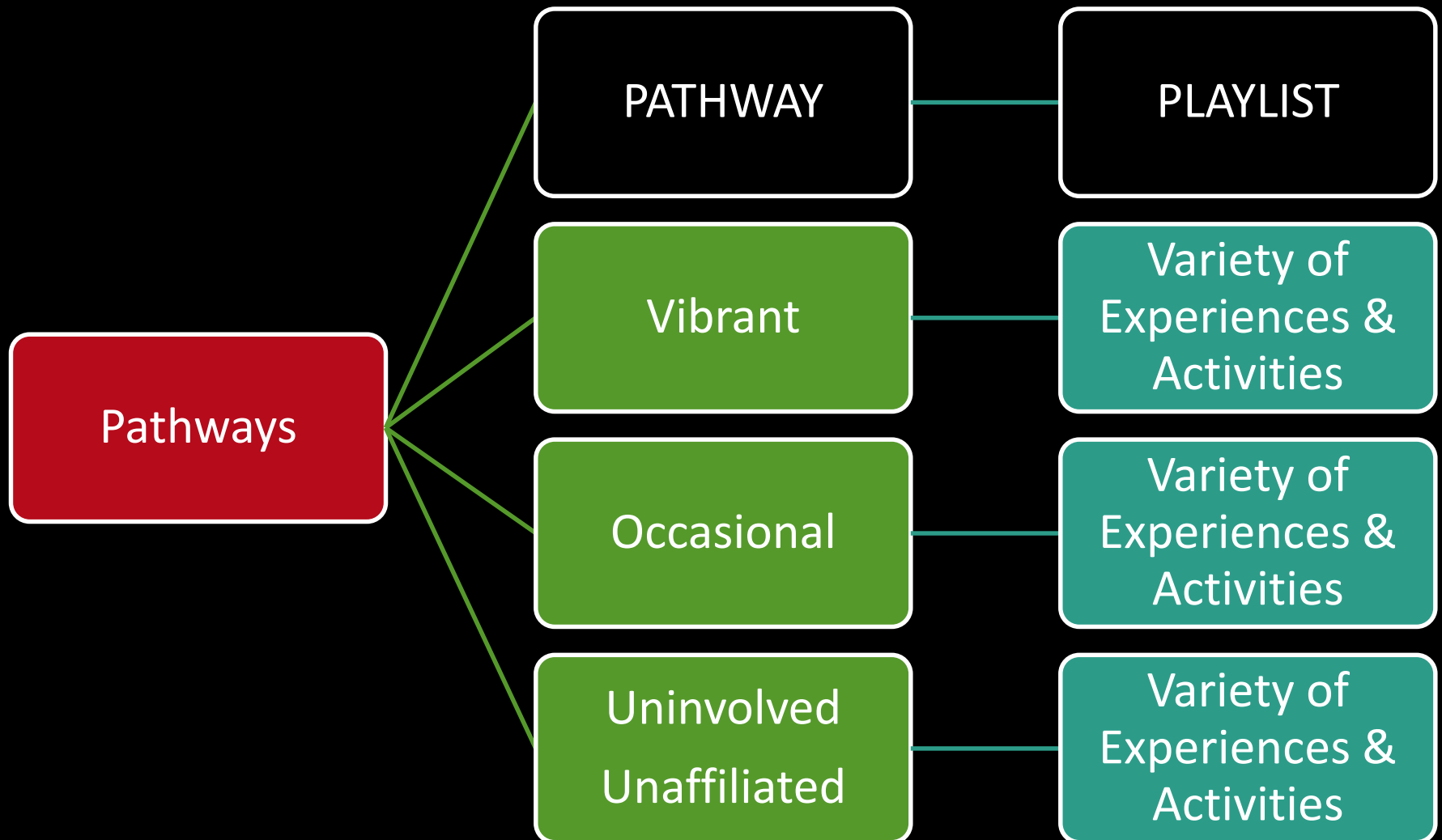
For more information, please contact:

Rev. Kathy Pittenger
Pastor of Lifelong Faith Formation
kpittenger@waterfordcumc.org
248.681.0040

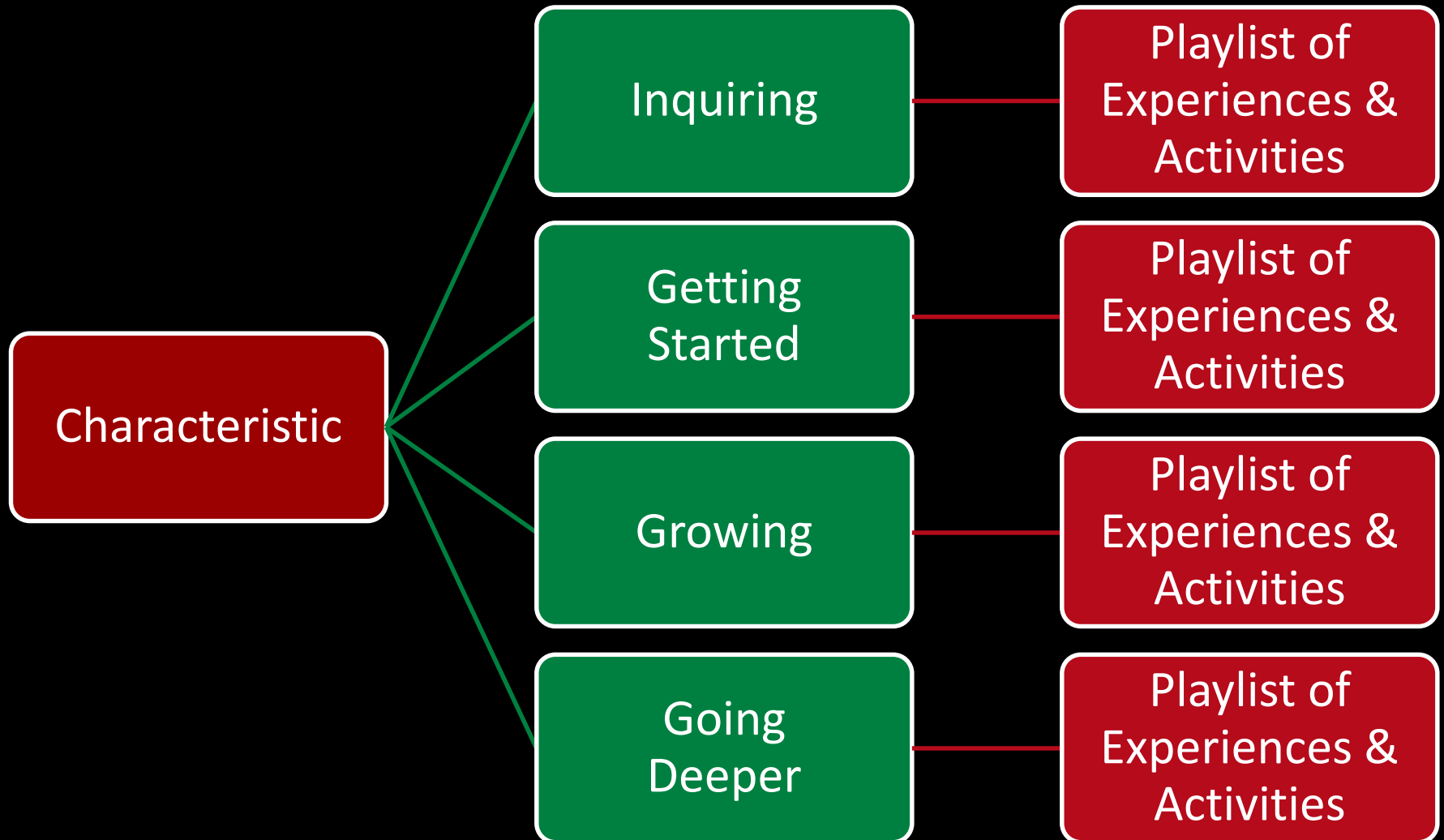
Diverse Spiritual-Religious Needs



Personalized Pathways of Faith Growth



Personalized Pathways of Faith Growth



Playlists for Faith Formation



Playlists of Content & Experiences

If you were to use a Playlist approach to develop the faith of families with young children....

1. *Getting Started Families* (little faith experience)
 2. *Growing Families* (somewhat connected to faith community)
 3. *Going Deeper Families* (involved and practicing)
- How would you engage the parents?
 - How would you engage the children and whole family?

Playlists of Content & Experiences

If you were to use a Playlist approach for first communion...

1. *Getting Started Children* (little to no faith forming experiences)
 2. *Growing Children* (some faith forming experiences)
 3. *Going Deeper Children* (involved and practicing)
- What would faith formation look like with these three “types” of children?
 - What would parent and family faith formation look like?

Faith Formation Playlists

A faith formation playlist is a curated group of digital (online, video, audio, print) and gathered (church, home, small groups, etc.) faith forming experiences and resources that are tailored to the specific faith growth needs of people around a particular characteristic of faith maturing or theme/topic.

Playlists are developed for each “stage” on the discernment continuum, such as Inquiring, Getting Started, Growing, Going Deeper.

Each playlist provides a variety of ways for people to learn and grow in faith.

Personalize the Offerings

Playlists Tailored to Different Faith Needs

Playlist:

Reading & Studying the Bible

Getting Started

- Participate in the “Welcome to the Bible” program at church
- Watch the video programs on how to read the Bible
- Watch the video program with an overview of the Old Testament and New Testament
- Use the Guide to select a Study Bible and find the Bible online
- Participate in the 30-Day Bible Experience: Reading one Gospel (Matthew, Mark, or Luke)

Growing

- Develop a daily plan for reading the Bible
- Participate in the lectio divina reflection group after Sunday worship
- Learn how to pray with the Bible
- Join a Bible study group (church, home, coffee shop, online)

Going Deeper

- Read the Bible in 365 days
- Develop a personal Bible study plan
- Take an online course: Hebrew Scriptures, Gospels, Letters of Paul
- Study and pray the Psalms as a spiritual practice

KEF

Building relationships

with God, family and other

congregants.

Building connections

to Torah, Shabbat, holidays, Israel.

Building knowledge

of Hebrew, history, music, ethics.

Building community

within our Temple and Los Angeles.

- KEF is a bold new model of Jewish learning.
- Rather than studying *about* Judaism, prayer, celebration and Jewish culture, or reading *about* Jewish literature, the Bible and what makes a Jewish community, participants in KEF will *experience* it all and be a part of building their own Jewish community.
- The goals of the KEF program are:
 - to learn about the Jewish tradition through family experiences with prayer, celebration and *tikkun olam*;
 - to strengthen the family's connections to one another, to the Jewish tradition, and to the congregation as a whole; and
 - to build a community of learners at Temple Emanuel.

Program Requirements

The participation of the family as a whole, including younger and older siblings, is welcomed. Families will come together in a *K'vutza*, the Hebrew word for group. Each *K'vutza* will have its own *Rosh K'vutza* (group leader).

Student and at least one adult family member shall participate in the following activities in the course of a year:

- 4-6 *K'vutza* activities, including orientation, Shabbat dinners, 2 class-age based programs, book club discussions and the culminating Torah activities;
- 10-12 Shabbat services;
- 6 holiday celebrations or commemorations held at Temple Emanuel; and
- 3-4 cultural programs (in the congregation or around the city).

In addition, each family will be responsible to:

- read books from a selected reading list. (the types and number of books would vary with the students' age);
- devote 12-18 hours doing work related to *tikkun olam* (repairing the world); and
- do a Torah project (Each year there will be a theme for these Torah projects, e.g., Genesis, Exodus, mitzvot in the Torah, the prophets, and the Writings).



What the program will provide:

- a *Rosh K'vutza* for each Havurah (the rabbis, educators and coordinators will serve as *roshai K'vutza*), who will meet with each family individually at least twice and with the entire *K'vutza* several times during the year;
- orientations to worship services and holidays;
- a Torah-related program for children attending the New Emanuel Minyan (during the time the adults participate in Torah reading and text study);
- K'vutza*-based activities;
- book discussion groups; and
- a Torah project.



Projects

- Adolescence
- Multigenerational and families
- Baptism parents and children
- Birth to five
- Young parents and children to age 5-6
- Confirmation – parents and teens
- Parents of school age children – Catholic school + public school
- Evangelization + multigenerational + family
- Intergenerational in conjunction with family faith formation and Christlife program
- Parents and grade school children
- Pre-baptism through age 5 – parents and children
- Parents and children: 6 to 18
- Multigenerational + families

Design Questions

1. Calendar for the parish
2. Strategies for making a change – making people more comfortable with change
3. Confirmation – post; work as leaders (digital media)
4. Website design
5. Packaged programs (small parish) that can be expanded – faith formation for the entire parish
6. Inviting people into leadership/ministry roles
7. Intergenerational programs/activities
8. Draw people to Mass